


# How should these students choose their secondary school?



**Mary** PSLE Score: **13**

has a PSLE Score of 13, qualifying her for the Express course.



**Bryan** PSLE Score: **23**

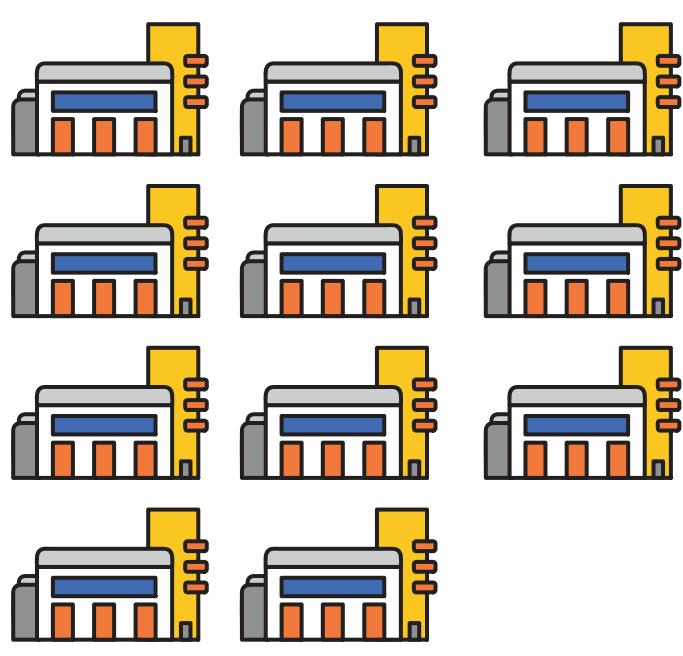
has a PSLE Score of 23, qualifying him for the N(A) course.



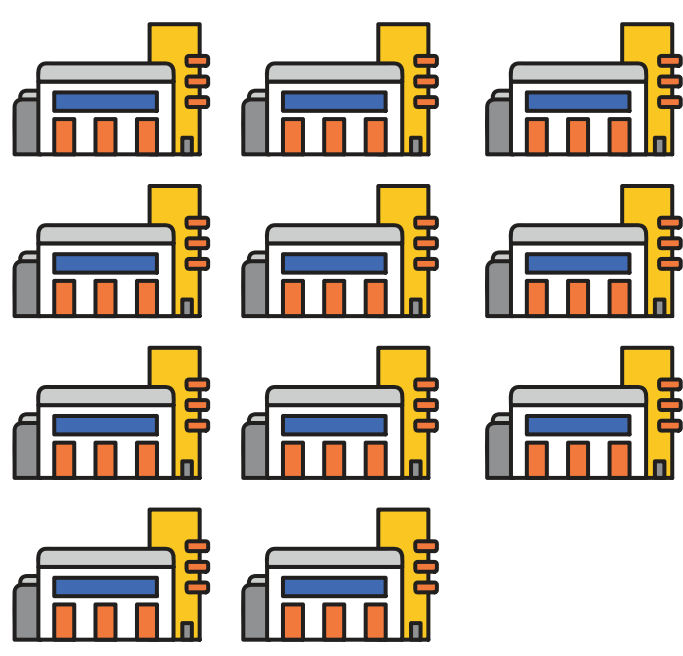
**Alan** PSLE Score: **27**

has a PSLE Score of 27, qualifying him for the N(T) course.

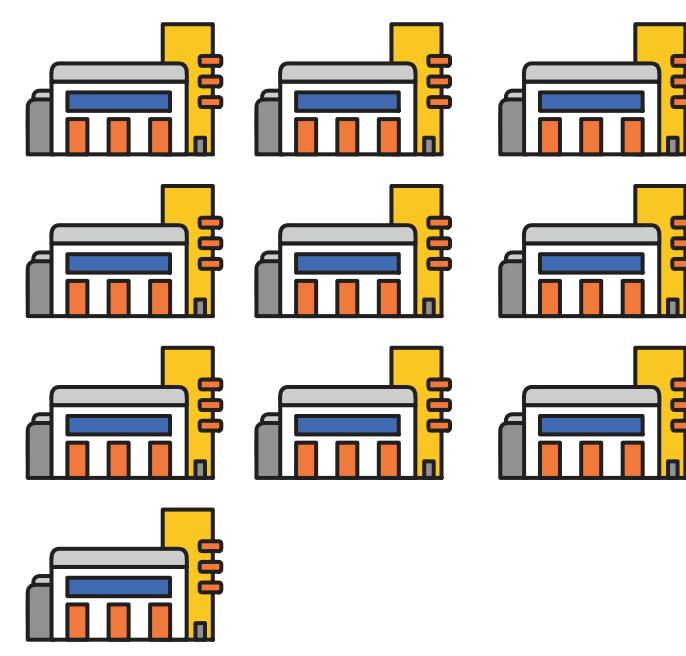
A search on the SchoolFinder website reveals that...



There are about **110** schools that Mary can consider, as they offer the Express course with Cut-Off Points (COP) between 13 and 22<sup>†</sup>.





For Bryan, there are also about **110** schools that he can consider, as they offer the N(A) course with COP between 23 and 25<sup>†</sup>.



In Alan's case, there are about **100** schools that he can consider, as they offer the N(T) course with COP between 27 and 30<sup>†</sup>.


<sup>†</sup>Based on previous year's S1 Posting

With so many schools available, how will they pick just six?



Aside from a school's indicative PSLE Score range, there are also other factors to consider, such as...


The school's programmes, subjects and CCAs that interest them



Location and transport options



School culture



So discuss with your child which schools best suit him/her, then shortlist them together!

Find out more about the schools by going to SchoolFinder.  
[moe.gov.sg/schoolfinder](http://moe.gov.sg/schoolfinder)

Learn more about things you can consider when choosing a secondary school.  
[go.gov.sg/choosing-sec-schools](http://go.gov.sg/choosing-sec-schools)

