








1	Check eligibility of student	■ Citizenship Status	Singapore Citizen or Permanent Resident
		■ Level of Application	Primary 1 – 5 in 2017
		■ Period of Address Change	1 Jan 2016 – 31 Dec 2017

2	Submit application	 At current primary school Documents required: <ul style="list-style-type: none"> ■ Child's Birth Certificate ■ Both parents' / guardian's original NRICs with the updated residential address <p>Or</p>	Registration period
		 On the internet Steps: <ol style="list-style-type: none"> 1. Visit the MOE website at https://www.moe.gov.sg/education/admissions/steps/ 2. Click on Parent Registration (Internet) 	<p>20 – 22 Nov 2017</p> <p>8 am to 5 pm</p> <hr/> <p>17 – 21 Nov 2017</p> <p>10 am 11.59 pm</p> <p>24 hours daily</p>

3	Amend or withdraw application	You may make changes to your application by logging into the MOE website.	<p>Note:</p> <ul style="list-style-type: none"> ⚠ You may only amend once. ⚠ Withdrawn applications can only be resubmitted through schools.
---	-------------------------------	---	--

4	Get results	Results will be available via the following:	Results release date
		<ul style="list-style-type: none">  Sent by mail  Contact current school  View at MOE website (available from 12 to 18 Dec 2017) 	12 Dec 2017

5	Complete transfer	Students who are successful in the exercise must report to their current school with their report book and then to their posted school on the dates shown.	<p>Report to schools on</p> <p>Current 13 Dec 2017</p> <p>Posted 15 Dec 2017</p>
---	-------------------	--	--