

TIP 9



Be A Great Role Model

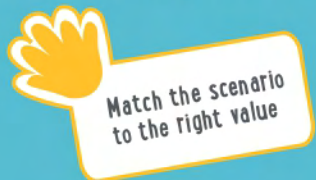
Children's first teachers are their parents and you remain their teachers for life. Education begins at home.

Children learn by observing you. They treasure time with Mummy and Daddy. Time spent playing and exploring with you creates so many opportunities to learn life's lessons. What are the values you think are most important? Talk about them with your child and show them as much of the world as you can.

What Do We Value?

Discuss what each of these values means. Ask your child to share about a time they put these values into action or saw others doing so.

Share your own stories too – about how you and other family members, or your colleagues at work, put your values into practice.




RESPONSIBILITY

Doing what you say you will do



INTEGRITY

Doing what is right, even if no one is looking



RESPECT

Being polite and kind to everyone

CARE

Looking after those around you

RESILIENCE

Trying hard even when something is difficult to do

HARMONY

Working well with others

My School's Values

Find out what your child's school values are - they're usually listed in the school's handbook or website. Chat with them about what they mean.



What are your school's values? Colour them in, or write them into the boxes if you can't find them here!

EXCELLENCE
PERSEVERANCE

TEAMWORK

HONESTY

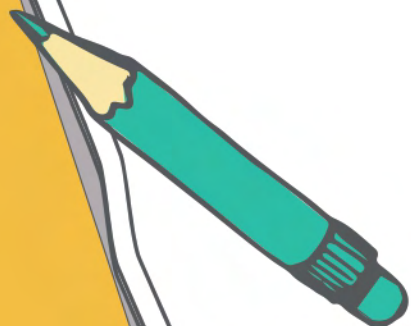
PASSION

My Family

Make talking about values a habit at home. When you praise your child for a job well done, mention how resilient and responsible they were. See them showing kindness? Tell them you're proud that they're so caring!



Stick pictures of your family onto the page. Write down one value that you see each person practising often.



What Should I Do?

Discuss with your child what they would do in these situations. Play them out with your child and see if they know what to do.

Hmmm... What would I do if...

Someone walking in front of you drops \$10 on the ground.



Your friend asks to see your answers during a test in class.



You're on a public bus. An old lady boards. The bus is full and she is carrying a heavy bag. She is standing in front of you.



You see a classmate sitting alone at recess.



A classmate has forgotten to bring his or her pencil case.



You're doing your work in class and find it quite tough. Your friend isn't able to help you.



Your neighbour enters the lift. Her hands are full of shopping bags. It's hard for her to press the button.

After you paid for your food, the auntie at the stall gives you too much change.



Water is flowing from an open tap in the toilet or canteen.



At recess, your friend finished his food and left the plastic wrapper on the table.



Two of your friends are getting angry at each other. They look like they are about to fight.



Your friend has no pocket money for recess.



HOORAY!
You've thought it through!



We Are Grateful For...

With your child, write down a list of 5 things
your family is grateful for.



Let's Serve Together!

Help your child learn to care for others in the community. Discuss how you can work together to serve others.

It can be something as simple as offering to help a neighbour out, or preparing a surprise for the grandparents. You can also volunteer with an organisation!

Once the family has decided, fill in the page behind and put it up in the house to remind everyone to keep the day free.

After the event, take the time to talk about what everyone learned!



Serving Together

On

D	D	•	M	M	•	Y	Y
---	---	---	---	---	---	---	---

,
our family will go to

<destination>
to -----
<activity>

together.

