

TIP 7



Team Up With Teachers

**When parents and teachers partner up,
we can do more for each child than we
could alone.**


Using the suggested modes of communication, chat with your child's teachers about how they are doing and what they are learning in school. This lets you and the teachers support your child better in school work and character development. Have you thought of joining in at school events? This lets you see your child in action!

My Teachers


How does your child see his or her teachers?





Draw a picture of your teachers and describe what they teach you in class












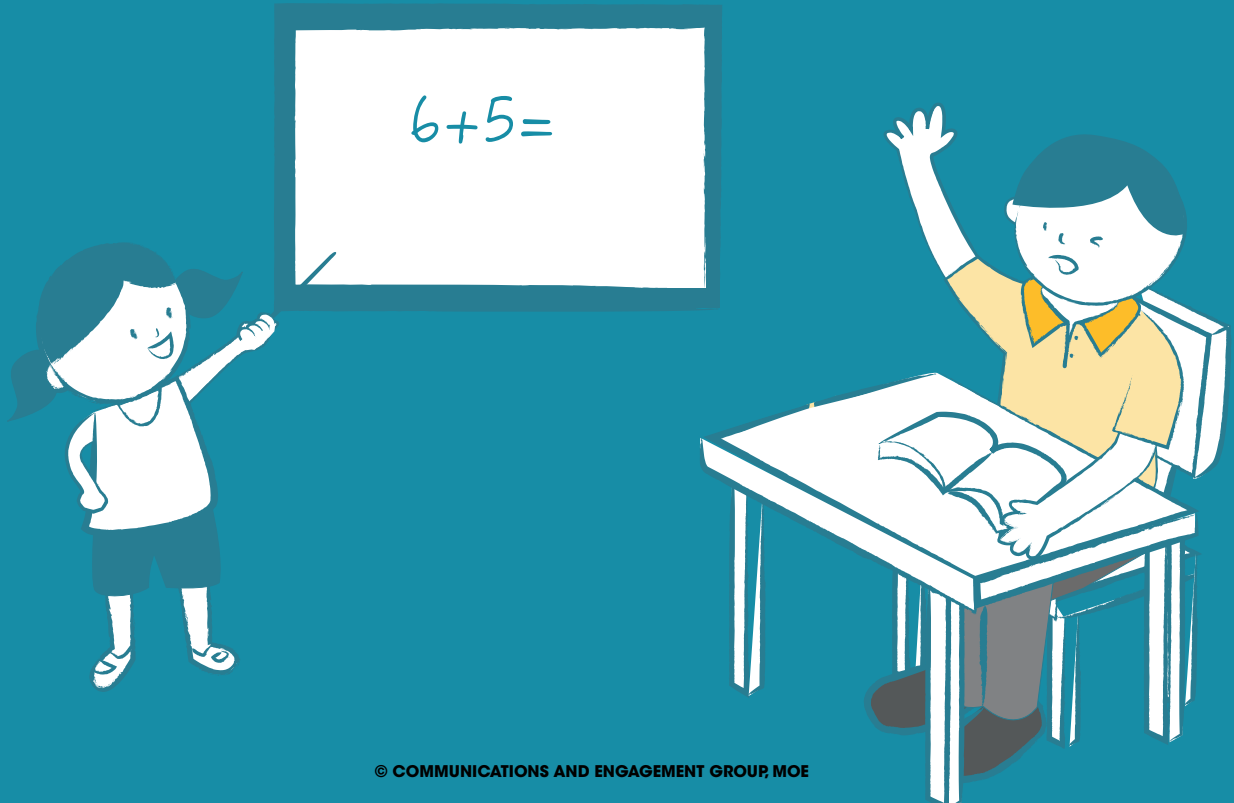


(Practise)

It's Your Turn To Teach!

Students love playing “teacher” – and they can learn a lot when they do!


Ask your child to pretend to be a teacher, while you act as a student. Let them select a topic to teach you. It can be something they've learned in school. Try playing different types of students (distracted; sleepy; attentive) – it'll help your child understand why teachers appreciate good behaviour.



Are You A “Good” Student?

Show-and-Tell ✨

Your child might think that being a good student is only about doing well academically - but we know it goes beyond that. Here are some questions to spark a chat about what it means to be one:



Join the dots to form the student

Do you have to be the “best” at something to be a good student?

How does a good student behave in class?

Is it just about doing well in your schoolwork?

What does a good student’s work look like?

What values does a good student practise?

How does a good student talk to his or her teachers?

If you have failed a spelling test, does that make you a bad student?



You can share your own experiences as a student and ask your child whether they think you were a good student!

Thank You!

Dear Teacher...


Teachers don't expect it, but it's always such a delight when they receive heartfelt notes from students.

Dear Sir/Madam...

Many non-teaching staff in the school play an important role in your child's education. They keep the environment clean, help the school run smoothly and look out for your child's safety.



Say thank you to teachers or staff who have helped you. Draw them a picture!





Thank You For Helping
Me To Learn!

Come To My School!

Kids love it when Daddy and Mummy get to see where they play and learn.

Schools offer many chances year-round for you to visit - whether it's to help out with a school activity, watch a concert or meet your child's teacher.

If you can make the time, your child will be thrilled to see you in school!

An illustration of a school building with a red roof and a white sign that says 'PRIMARY SCHOOL'. The building is set against a blue background with white clouds. Below the building is a large white box with a blue border, containing a letter template. The letter template has several dashed lines for filling in information, with labels like '<name of child>', '<who>', '<date>', and '<activity>' in small text. The letter ends with 'Looking forward to it!' and 'Love,' followed by a dashed line for a signature. A dashed vertical line on the right side of the page indicates where to cut out the letter.

Dear _____ ,
<name of child>

_____ will be going to your
<who> school on _____ to
<date>

<activity>

Looking forward to it!

Love,

