

## TIP 4



# We Can Do This, Together

**With your encouragement, your child will learn that they can achieve success in their own ways.**

Your child is now learning more and more quickly than they might be used to. Celebrate their efforts, not just their achievements! If your child is struggling to catch up or finds lessons hard to “get”, let them know you are listening.

You can help them create a quiet space to work, break their task down to smaller tasks that are easy to achieve, and give lots of hugs.



# What Have I Learnt?

Ask about what your child learned in school.  
Use these certificates to celebrate their progress.



## Great Job!

Today, \_\_\_\_\_ learned  
<name of child>

\_\_\_\_\_  
<describe what your child has learnt>

Awarded by: \_\_\_\_\_  
<name of parent>

Date: \_\_\_\_\_



# My Learning Journey

Well Done!

Today,

learned

Awarded by: \_\_\_\_\_

Date: \_\_\_\_\_

I'm proud  
of you.

Today,

learned

Awarded by: \_\_\_\_\_

Date: \_\_\_\_\_



(Practise)

# Get Organised!


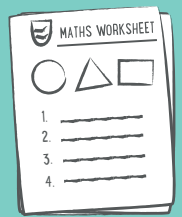
Discuss a plan for your child to complete tasks set by their teachers. Show them how to

1. Write reminders in their school diary and
2. Put homework, letters and forms for you into a file.

Draw lines to keep the objects in the right places



Today's homework for English is ...



Class, please wear your PE uniform to school tomorrow...

Pretend to be a teacher and give the following instructions to your child. Ask your child to note these instructions in the diary below.

Monday 23 Mar

- Complete pg 3 - 5 of Maths WB (by 24 Mar).
- Sign consent form (by 25 Mar).
- Bring 2 paintbrushes and 1 plastic cup for Art lesson (on 27 Mar).




# My Subjects

Your child is probably juggling a wider variety of subjects than they are used to. Go through their timetable and chat about each subject.

You can ask them to show you the materials they use and talk about the activities they do in class.



Make a list of your subjects and design a badge for each of them





# A Space Of My Own

Create a comfortable space at home for your child to do work quietly. Praise your child when you notice him or her using this space to complete work on their own.

Your child can use the space below to design their study spot.






# It's Good To Get Better

If you notice your child has improved in a subject,  
or in their attitude or behaviour, fill in the certificate  
on the page behind and display it at home.

ABC



$$2 \times 2 = 4$$





★ CONGRATULATIONS

-----  
<name of child>

for showing big improvements in

-----  
<subject or behaviour>

Proudly awarded by:

-----  
<name of parent>

