


# Welcome To Primary School!



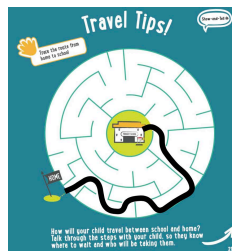
# How To Use This Book?

Primary school is an exciting time for all – not just for the kids, but for parents, too!

In this book, you'll find **10 tips for parents** – to help you and your child adjust smoothly to primary-school life. Each tip includes activities which you can do together.

As this is an e-version, you may want to download this and print it, and let your child write or draw on paper. If you prefer an environmental-friendly way, screenshot the pages, or download it and use a mobile application for your child to doodle on it.

With your child, pick the activities that you'd like to do. You don't have to do them all!



Use an application and allow your child to doodle on it!

# Activities Inside Include:

## Pledge


Make promises and keep them



Every child needs encouragement



Show gratitude.  
It's a great habit



Make something awesome together



Get familiar with new routines



Keep that conversation flowing

This will be a year of making great memories, together. Have fun learning with your child!

Your adventure begins on the next page.



# Great Ideas For A Great Adventure

Paste a sticker after you complete each tip!  
Stickers can be downloaded from <https://www.moe.gov.sg/parentkit>

## Before school starts!

Tip 1: Get Ready For School

pg 9 - 16  
Dec—before school starts!

Tip 2: Practise Routines

pg 17 - 28  
Dec—before school starts!

Tip 3: New Places. New Faces

pg 29 - 38  
Jan—first week of school!

Tip 6: Time To Let Go!

pg 57 - 68  
Apr—start of Term 2!

Tip 7: Team Up With Teachers

pg 69 - 78  
May—before and after the Parent-Teacher Meeting!

Tip 9: Be A Great Role Model

pg 87 - 96  
Jun—holidays!

## During term time!

Tip 5: Show Interest In Your Child

pg 49 - 56  
Mar—holidays!

Tip 8: Every Child Is Unique

pg 79 - 86  
May—before and after the Parent-Teacher Meeting!

Tip 10: Let's Help Out At Home

pg 97 - 104  
Jun—holidays!

Tip 4: We Can Do This Together

pg 39 - 48  
Feb—when learning gets more serious!



**Parent-Child Activity Book: “Tips & Activities for a Great Start to Primary School”**  
**User Guide**

*Help parents guide their children as they enter Primary 1*

This parent-child activity book contains tips for parents on how to support their children as they enter Primary 1.

Each tip is accompanied by related activities for parents to do with their children. The objectives of this book are to:

- Promote parents’ understanding and appreciation of school processes and practices
- Support parents guiding their children as they enter Primary 1, so that their children enjoy learning and going to school
- Support parents in building strong relationships with their children, through bite-sized activities that encourage sharing and spending time together

**Summary of 10 tips and examples of activities**

The Parent-Child Activity Book has 10 chapters. Each chapter starts off with a tip for parents, which covers a different area in which parents can support their child. Every tip is followed by a set of related activities. Below is a summary of the 10 tips, and examples of the related activities. You may wish to share this summary with your staff, to give them an overview of this book’s contents.

	<b>Summary of 10 tips</b>	<b>Examples of related activities</b>
1.	<u>Get ready for school</u> Prepare well at home before your child goes to school	<ul style="list-style-type: none"> <li>• Go through things to do the night before</li> <li>• Agree on a bedtime with your child</li> </ul>
2.	<u>Practise routines</u> Help your child practise new routines that they will use in school	<ul style="list-style-type: none"> <li>• Chat about how your child will travel to school</li> <li>• Discuss your child’s after-school routine</li> </ul>
3.	<u>New places, new faces</u> Help your child get used to managing unfamiliar situations	<ul style="list-style-type: none"> <li>• Help your child practice making new friends</li> <li>• Get them to tell you about their classroom</li> </ul>
4.	<u>We can do this, together</u> Encourage your child in different ways	<ul style="list-style-type: none"> <li>• Celebrate their learning</li> <li>• Create a comfortable work space at home</li> </ul>
5.	<u>Be a great role model</u> Share with them the values that are important to you	<ul style="list-style-type: none"> <li>• Do an act of service together</li> <li>• Highlight positive values in family members</li> </ul>
6.	<u>Team up with teachers</u> Work closely with teachers to help your child learn better	<ul style="list-style-type: none"> <li>• Visit the school if you can</li> <li>• Chat with your child about what it means to be a “good” student</li> </ul>
7.	<u>Let’s help out at home</u> Encourage your child to help out with household chores	<ul style="list-style-type: none"> <li>• Create a poster to remind family members to keep the home clean</li> <li>• Teach them to do simple household tasks</li> </ul>
8.	<u>Time to let go</u> Allow your child to make mistakes and learn from them	<ul style="list-style-type: none"> <li>• Let them try to do things on their own</li> <li>• Teach them how to ask for help</li> </ul>
9.	<u>Show interest in your child</u> Find out about what they’re doing and how they’re feeling	<ul style="list-style-type: none"> <li>• Ask them how they feel about their day</li> <li>• Chat about what they do with friends</li> </ul>
10.	<u>Every child is unique</u> Work with teachers to find out your child’s strengths and interests	<ul style="list-style-type: none"> <li>• Talk with them about what they’re good at</li> <li>• Ask them what they like and dislike</li> </ul>

Reprinted in September 2021  
Copyright © 2019 Ministry of Education, Singapore

All rights reserved. No part of this publication may be reproduced, stored in a retrieval system, published or transmitted in any form or by any means, electronic, mechanical, photocopying, recording or otherwise, without prior permission in writing of the copyright owner. You may use the contents and save an electronic copy, or print out a copy, of parts of this publication solely for your own information, research or study, provided you include the copyright notice on such copy. All information is correct at the time of publishing and printing and is subject to change without prior notice.

ISBN: 978-981-14-2112-9  
A production of the Communications and Engagement Group,  
Ministry of Education



Ministry of Education  
SINGAPORE

