



Ministry of Education
SINGAPORE

PARENT KIT

Celebrating Your Child's Effort, Guiding Them Forward



Your words and actions make a big difference to how your child feels.

Here are some suggestions to make your child feel appreciated for their effort in the PSLE, as well as tips for choosing suitable secondary schools with them.

SUPPORT, ENCOURAGE AND CELEBRATE

In the lead up to PSLE results release

Try this!

- **Let your child know** that you are proud of their hard work and effort.
- **Enjoy the break** after their hard work by bonding with them over activities, e.g. going for walks and jogs.
- **Look out** for out-of-character behaviour* that suggests your child might be worried.

Click Here




- **Get them talking** by asking simple questions like, “What’s on your mind?” or “How are you feeling today?”

** Should this out-of-character behaviour persist for your child, do seek help and advice from your child’s teacher, or speak to a health professional.*

Avoid this!

- **Talk about** what is a “good” or “bad” PSLE Score.
- **Make them feel** they need to achieve a certain score to meet your expectations.



SUPPORT, ENCOURAGE AND CELEBRATE


On the day of the results release

Try this!

- **Show** your love, care, and support through simple gestures, e.g. having a celebratory meal together or spending a fun day out.
- **Affirm** them for their effort and assure them that you love them regardless of the outcome.
- **Remind** them that the PSLE is only one checkpoint in their education journey with multiple pathways.
- **Be aware** of your facial expression and reaction when they show you their result slip.
- **Encourage** them with smiles and affection, upon receiving the results.

Avoid this!

- **Compare** the highest or lowest PSLE Score in the class/among peers and relatives.
- **Make them feel** they have disappointed you, and that their score defines them, their future and capabilities.
- **Revisit** their results in conversations.



AFFIRMING YOUR CHILD

In their journey through primary school, your child has experienced many significant milestones apart from the PSLE. They have succeeded in different things in their own ways, and these should be celebrated.

Celebrate your child's journey and growth by writing an encouraging message and giving it to them before they collect their results

- Success is personal to every child and is not measured by exam results. Show how proud you are of them!
- Card templates are attached with the Parents Gateway message.



“
**The PSLE is not the destination.
It is part of our children's education journey.**
”

YOUR CHILD'S EFFORTS MATTER

Regardless of the outcome, take every opportunity to remind them of the importance of discovering themselves, lifelong learning and staying positive.

Personal growth

Remind your child that good character, values and success in life are not measured through exam results.

Staying resilient

Share with your child that challenges are part of life and support them by problem solving with them, not for them. Assure them that you are there for them no matter what.

Lifelong learning

Help your child recognise that education is a lifelong journey. There are many more opportunities to develop their strengths, interests and abilities.

Every child is unique

Share with them this belief, and that their unique set of strengths, interests and abilities can be developed.




CHOOSING SUITABLE SECONDARY SCHOOLS

Apart from looking at a secondary school's PSLE Score range, it is also important to consider your child's strengths and interests, and whether the school environment would be a good fit for their overall learning needs.

STEP 1

Understand your child's preference and discuss key factors in choosing schools

- “How do you feel about going to secondary school?”
- “What is important to you in choosing a school?”
- “What activities do you enjoy? Is there any activity you would like to try in secondary school?”
- “Do you have programmes/Co-Curricular Activities in mind which interest you?”



Consider schools with programmes, CCAs, culture, ethos that are suited for your child's needs. The most popular schools may not always be the best educational fit for your child.



For more on Education and Career Guidance:

- [What's Next \(After PSLE\)](#)

Click Here 

CHOOSING SUITABLE SECONDARY SCHOOLS

STEP 2

Shortlist secondary schools together and find out more about them

- [SchoolFinder](#)

[Click Here](#) 

- [MySkillsFuture Student Portal \(Primary\)](#)

[Click Here](#) 

STEP 3

Complete the S1 Option Form before submitting school choices on the S1 Internet System

- [Information on the S1 Option Form](#)

[Click Here](#) 



MOE has partnered SportSG and National Arts Council to offer the Strategic Partnership Co-Curricular Activity (SP-CCA). SP-CCA is a centralised, non-school-based CCA that gives students the opportunity to pursue a CCA that their school does not offer. Find out more about the current offerings here.

[Click Here](#) 



CHOOSING SUITABLE SECONDARY SCHOOLS

STEP 4

Submit secondary school choices

- Use all 6 options with a range of schools' Cut-Off Points (COPs) to increase your child's chances of being posted to a school of their choice.
- Take reference from these schools' indicative PSLE Score ranges and include 2-3 schools where your child's PSLE Score is better than the schools' COP.
- As school choice order is a tie-breaker under the new S1 Posting System, rank the preferred school higher in the school choice order as this will increase your child's chances of being posted to that school.



For more information on how to choose and apply to a suitable secondary school:

- [PSLE-FSBB Microsite](#)

Click Here 



The social and emotional support you provide your child is invaluable in helping your child stay positive as they enter the next phase of their education journey.



Missed our last issue
or want to see more?
[Click here](#)



Check out our Instagram
account for parents
[@parentingwith.moesg](#)

Life is an adventure!




Dear _____

A large, empty rectangular box with a light beige background, intended for writing a letter.

Love ♥ _____



Paths of possibilities!



Dear _____

A large, empty rectangular area for writing the main message of the card.

Love ♥ _____

