



OUR SCHOOLS, OUR STORIES

PHOTO & VIDEO CONTEST 2024



Information Package

for Participants and
Teacher-Facilitators



CONTENTS

Overview

04 / Our Schools, Our Stories

07 / Quick guide

08 / Contest categories & themes

11 / Rules & regulations

17 / Naming your files

18 / Submission

21 / Judging & awards

Get a head start here

22 / Photography, videography
& writing tips

25 / Seeking inspiration?

26 / Photo and video
story samples

For more information, visit:

<https://www.moe.gov.sg/osos>

or email:

schoolstoriesMOE@gmail.com

OUR SCHOOLS, OUR STORIES 2024

Grab your cameras and capture the moments that make your school experience so special for MOE's "Our Schools, Our Stories" (OSOS) contest.

What do you think is unique and worth sharing about your school?

What are the learning experiences and friendships that make up the priceless moments of your day?

What are the innovative programmes and school spaces you enjoy, which have opened up a world of possibilities for you? Who are the people – teachers, parent volunteers, allied educators, community partners – who enrich your school life?

For more information on our photo and video categories, head over to page 8. If you are new to the contest, be sure to check out the guides in the following pages! To get inspired, browse through past OSOS entries from pages 26 to 42.

The contest is open from 11 April to 31 July 2024. Submissions can include photos or videos taken from **1 August 2023 to 31 July 2024**.





QUICK GUIDE

New to the OSOS photo and video contest? It's as easy as 1 – 2 – 3!

Choose contest category

Do you fall within the **Junior, Youth** or **Staff** category? Details of each category's requirements are on page 8.

1

Tell your story

Choose your theme

What story do you want to tell? Choose one of the contest themes that you can relate to (see page 9). Then, it's time to get clicking!

2

Write a photo story caption or video description

Every photograph captures a story. In **100 to 150** words, tell that story.

Submit your entry online

Ensure that your files are named correctly (see page 17). Then, submit your entry at go.gov.sg/osos2024submission.

3

Submissions close on **31 July 2024, 2359 hrs.**

CONTEST CATEGORIES

Submit your photo or video entry based on one of the following categories.

	Junior	Youth	Staff
AGE You are:	<ul style="list-style-type: none">• P5-6 / Sec 1-2 (for students in mainstream schools); <i>or</i>• 11-16 years old for students studying in Special Education schools	<ul style="list-style-type: none">• Sec 3-5 / JC 1-2 / PU 1-3 (for students in mainstream schools); <i>or</i>• 17-21 years old for students studying in Special Education schools	
NO. OF PEOPLE IN A GROUP	<ul style="list-style-type: none">• Individual or a team of up to 3 students• One teacher-facilitator to oversee	<ul style="list-style-type: none">• Individual or a team of up to 3 students• One teacher-facilitator to oversee	<ul style="list-style-type: none">• Individual only
PHOTO STORIES* Each entry to comprise of:	<ul style="list-style-type: none">• 4-6 photos• 100-150 word caption	<ul style="list-style-type: none">• 5-7 photos• 100-150 word caption	<ul style="list-style-type: none">• 7-10 photos• 100-150 word caption
VIDEO STORIES* Each entry to comprise of:	<ul style="list-style-type: none">• One video (up to 60 seconds)• 100-150 word caption	<ul style="list-style-type: none">• One video (up to 60 seconds)• 100-150 word caption	<ul style="list-style-type: none">• One video (up to 60 seconds)• 100-150 word caption

*Please refer to page 12 for photo and video specifications.

THEMES

Tell your story around one of the following themes.

PHOTO STORY

Priceless Moments (PM)

What makes your school experience special? What do you look forward to every day? Capture those special moments with friends, teachers and non-teaching staff that you treasure.

Our School Community (OSC)

Shine a spotlight on the extended school family, e.g. community and industry partners or parent-volunteers, who offer new experiences, connect students to the world outside school, help them grow and give back to society.

World Of Possibilities (WP)

Showcase the innovative learning experiences, programmes, and school spaces that are preparing students for the future.

Note: Each set of photos submitted must come from the same theme.

VIDEO STORY

What I Go To School For

Shoot a video of maximum 60 seconds long and show us what motivates you to go to school, why you enjoy school, or what makes school special for you.



RULES & REGULATIONS

OVERVIEW

1. Photos and videos must be taken by the participant from **1 August 2023 to 31 July 2024**. This date applies to all images and videos submitted. **The participant(s) acknowledges that they are the creator and own the copyrights of the submitted photographs and videos.**
2. In the event that any winner is disqualified from the contest, the Ministry of Education, at its sole discretion, may decide whether a replacement winner should be selected. In such an event, the new winner will be selected based on the same criteria as set out in the Rules and Regulations. The Ministry of Education can repeat this process any number of times until it has selected a satisfactory winner in accordance with these Rules and Regulations.

ROLE OF TEACHER-FACILITATOR FOR JUNIOR AND YOUTH CATEGORIES

3. Each team in the Junior and Youth Category must comprise a teacher-facilitator who is from the same school as the students.
4. The teacher-facilitator shall act as a point of contact between the organisers and the team. He/she should not be doing any substantial work on behalf of the students, but is allowed to brainstorm with, advise or guide students on whether they are heading in the correct direction. He/she should ensure photos and videos are taken by the students themselves and to the best of their ability. He/she can do the same for multiple teams in the school.
5. The teacher-facilitator shall help the team(s) register and submit their entries online at go.gov.sg/osos2024submission.

RULES AND REGULATIONS

6. Photos and videos shall follow these specifications:

	PHOTOS	VIDEOS
Quality / Resolution	<ul style="list-style-type: none"> At least 2560 x 1920 px Max. 6720 px on long side 	<ul style="list-style-type: none"> Video can be shot on any device in landscape or portrait orientation Aspect ratio: 4:3 or 16:9 Resolution: HD (1280 x 720 px) or FHD (1920 x 1080 px)
File format and size	<ul style="list-style-type: none"> JPEG (.jpg) Min. 3 MB and max. 10 MB per file Photos can be shot on mobile phones or cameras 	<ul style="list-style-type: none"> MP4 (.mp4) or MOV (.mov) Max. 60 seconds in length Max. 150 MB per file Video can be shot using a mobile phone or camera Slideshows and photo collages will not be accepted

7. Minor editing (for brightness and contrast) to photos is allowed. Videos that are modified with image editing software or equivalent programs are allowed. Participants must guarantee that photo and video enhancements were made via the use of legally acquired software.
8. Photos shall be in colour and NOT include watermarks, borders or signatures. Videos containing watermarks (including video credits) and Augmented Reality (AR) effects apps will not be accepted.
9. Photos or videos submitted shall be in good taste and must not contain any image that are deemed indecent, blasphemous, libellous, offensive, pornographic, politically insensitive, racially insensitive, or otherwise unlawful or depict any inappropriate activity. The Ministry of Education reserves the rights to reject any entry that is deemed to be inappropriate.

10. Entries must not have been previously submitted for other competitions or accepted for broadcast through any public media (e.g. Internet, radio, television).
11. Entries must not be concurrently submitted for other competitions, distributed, broadcast or otherwise made public, until the results of this competition are announced.
12. Each school may submit as many entries as they wish. Every entry requires a new, separate submission.
13. Each student or staff can submit one entry only, under the photo or video category respectively. They can however participate in both photo and video categories if they wish.
14. The closing date for the submission is **31 July 2024, 2359 hrs**. Late entries will not be accepted.
15. All photographs and videos must be captured by the participant(s) submitting the entries.


PERMISSION AND COPYRIGHT (IMPORTANT TO NOTE)

16. Do **seek permission** from photo or video subjects (in or out of school). Always ask them if they are agreeable to be in your photos or videos before you snap or film. Share with them why you are taking their photos or videos and where the photos or videos may be used.
17. Participants are responsible for taking all steps necessary to protect the rights of persons depicted, including but not limited to obtaining their permission. Participants are responsible for the resolution of any legal issues arising from their works. For students, most schools already have an arrangement to inform parents about the use of their children's image in footage and visuals, which allows them to film and photograph the students and use these to create materials for school use.

RULES AND REGULATIONS

If you do not have a blanket permission from parents, do inform and obtain written consent from the parents of those students whom you will be involving in the shoot. Do note that this blanket permission only applies to students in your school and does not apply to any photo or video subjects beyond your school (e.g. community partners). For these, you will need to ask for their permission if you were to film them.

18. If you use music in your video, do make sure that you have the rights to do so. Consider creating your own or seek permission from those whose original composition you intend to use. If you use copyright-free music, you should read the user agreement and media usage policy to ensure that you can use it for the objective of this submission where selected entries will be made available for public viewing on the Ministry of Education's social media platforms, the Our Schools, Our Stories exhibition, and other online channels for publicity purposes.
19. Participants must ensure that there is no plagiarism or violation of copyrighted work.
20. You reserve the rights to your photos or videos. However, by entering the contest, you grant the Ministry of Education the license to use the materials contained in the entries, in full or partially, to advertise, publicise, in various media of its choosing, including, but not limited to, newspapers, magazines, publications, radio, television, public screenings and any other electronic media including, but not limited to the Internet, or other purposes in a manner it deems fit to showcase our education system. The Ministry of Education reserves the right to publicise the photos or videos in this contest on its media channels and/or other public-facing programmes, events or platforms for communications and outreach purposes beyond OSOS.
21. Participants found to have breached any of the rules and regulations will be subject to disqualification.





NAMING YOUR FILES

Participants are required to submit all photo and video stories online. To ensure that your entries are received successfully, each image or video file should be named following the formats below.

PHOTO STORY

<Category>_<Theme>_<Full School Name>_<Participant 1's Name_Participant 2's Name_Participant 3's Name>_<Photo Order>

e.g. Junior_PM_XYZPrimarySchool_AngieTan_JohnLee_LimZhiHui_1.jpg

Use these acronyms for the selected theme:

- Priceless Moments – PM
- Our School Community – OSC
- World Of Possibilities – WP

VIDEO STORY

<Category>_<Full School Name>_<Participant 1's Name_Participant 2's Name_Participant 3's Name>_<Video Title>

e.g. Junior_XYZPrimarySchool_AngieTan_JohnLee_LimZhiHui_MySchoolRocks.mp4


SUBMISSION

Ready to submit your entry? Take note of these pointers for a smooth process.

1. Participants are required to submit their original high-quality files online.
2. You will be required to fill in these details at the submission page.
 - Title of photo or video story
 - 100-150 words about your photo or video story
 - School name
 - Category (Junior/Youth/Staff)
 - Theme (PM, OSC, WP) (for photo submissions)
 - Full names of participant(s)
 - Name of teacher-facilitator (if applicable)
 - Music title and source (if applicable, for video submissions)
3. Entries that are incomplete, incorrectly filled in and/or submitted late will be disqualified.
4. Each student or staff can submit one entry only, under the photo or video category respectively. They can however participate in both photo and video categories if they wish. For Junior and Youth categories, the teacher-facilitator shall assist in the submission of entries.
5. Submit your entries via go.gov.sg/osos2024submission



Scan to visit site





JUDGING & AWARDS

JUDGING CRITERIA

1. The judges' decision is final.
2. Entries will be judged based on the following criteria:

Technical Quality

50%

Storytelling & Creativity

50%

AWARDS

1. Every participant will receive an e-certificate of participation.
2. Awards will be given for each theme and category.
3. The awards and prizes for the following categories are as follows:

	JUNIOR	YOUTH	STAFF
Photo	Best Photo Story Award • \$400 vouchers • Plaque (each member)	Best Photo Story Award • \$400 vouchers • Plaque (each member)	Best Photo Story Award • \$400 vouchers • Plaque
	2 Honourable Mentions • \$200 vouchers • Plaque (each member)	2 Honourable Mentions • \$200 vouchers • Plaque (each member)	2 Honourable Mentions • \$200 vouchers • Plaque
Video	Best Video Award • \$400 vouchers • Plaque (each member)	Best Video Award • \$400 vouchers • Plaque (each member)	Best Video Award • \$400 vouchers • Plaque

4. Winners will be informed by email from August 2024 for details pertaining to prize collection. The Ministry of Education will announce the winners and showcase the winning entries via its social media accounts as well.
5. Winning entries will also be showcased at a roving exhibition in October 2024.
6. The Ministry of Education reserves the rights to change or replace the prize with another of equal or greater value should the featured prize become unavailable. Prizes are not exchangeable for cash.

PHOTOGRAPHY, VIDEOGRAPHY & WRITING TIPS

Want to participate in OSOS but not sure what makes a good photo or video? You do not have to be a pro to take part!

PHOTOGRAPHY TIPS

Here is a set of useful tips for beginners, as well as more advanced pointers if you are keen to explore the technical aspects of photography.

Photography Tips
Attachment



VIDEOGRAPHY TIPS

Submitting a video? Check out this quick guide on the steps and what to look out for in video production.

Videography Tips
Attachment



WRITING TIPS

A good title and description also contribute to your photo and video story. To help you curate a better story, here are some useful tips on how your write-up can complement your submission effectively.

Writing Tips
Attachment



Have fun and good luck!





SEEKING INSPIRATION?

PHOTO STORY IDEAS

Wondering how to develop the theme for your photo story? Here are some ideas.

Do note that these examples are just suggestions and you can still explore your own interpretations for the themes. You can also get ideas from the [OSOS website](#).

PRICELESS MOMENTS

- Students collaborating on a school project or CCA
- Special events that bring out the school spirit
- Unexpected friendships across different subject bands, CCAs or across schools
- Awesome teachers in action bringing learning to life in new ways
- Non-teaching staff e.g. counsellors and ECG counsellors helping students grow and shine
- Meaningful, heartwarming interactions both within and outside school

OUR SCHOOL COMMUNITY

- Learning through partnerships with the community and industry
- Parent volunteers' efforts
- Students giving back to the community

WORLD OF POSSIBILITIES

- Programmes and experiences, both within and outside school, that help students understand the world and their role in making the world a better place
- Innovative use of school spaces to foster 21st Century Competencies such as creativity, communication, collaboration, and contributing to society
- The many different ways in which teachers are preparing students for the future, eg using spaces to enable deeper learning, new technology in teaching, new ways of inculcating 21st Century Competencies
- The use of technology to bring lessons to life
- Teachers as learners through Teacher Work Attachment Plus (TWA+) learning

PHOTO AND VIDEO STORY SAMPLES

The following pages contain examples of photo and video stories. Teacher-facilitators or participants may use these samples to understand the components of a compelling photo or video story.

Priceless Moments



Our School Community



World of Possibilities



What I Go To School For



Watch videos here:

go.gov.sg/osos2023-videos

Visit the "Our Schools, Our Stories" website for more ideas!

<https://www.moe.gov.sg/osos>

PHOTO STORY SAMPLES

Priceless Moments

Category

Junior

Title

Looking Back on Unforgettable Moments

School

Crescent Girls' School

Story by

Jaimee Wong Shyi-Er

Teacher facilitator

Tiah Bi Wei

Year

2023

Caption

This year's Sports Day in Crescent is best described with the phrase "priceless moments". That day, we hoped for sunny and clear skies. However, it rained heavily and we were not able to carry out the activities we had worked hard to plan for. Though this happened, I got to witness many moments where I felt the warmth and unity of the Crescentian spirit, and how we never let the negative things around us dim our high spirits. The photographs captured the memories, and the priceless experiences we had were captured in our hearts.



PHOTO STORY SAMPLES

Priceless Moments

Category

Staff

Title

Carving a New Identity

School

MOE Kindergarten @ Temasek

Story by

Shirley Cheng

Year

2023

Caption

New school, new experiences, new memories. As the pioneer of MOE Kindergarten @ Temasek, we set off to discover ourselves. Like the skillful hands of the carpenter working on a piece of wood, our paths crossed as we carved out an identity.

Along the way, we make meaningful choices, persevere, and awaken our sense of wonder. We bonded, learned, and created lasting memories together. We will always be a work in progress.

Let us soak in these precious moments as we carve out the intricate pattern that reflects our identity.



PHOTO STORY SAMPLES

Our School Community

Category

Youth

Title

桥 Qiáo (Bridge)

School

Nan Chiau High School

Story by

Lin Hanjing Delfina

Teacher facilitator

Johnson Ong

Year

2023

Caption

Like the flame in our hearts, the campfire burns in the darkness of our Secondary One Orientation Camp Night Fiesta. Colours converge, forming a vibrant array that symbolises the “bridges” uniting our bonds. Students gather around the campfire, kindling the flames of friendship, camaraderie and connections.

Laughter and stories create enduring memories. With hands joined together, teamwork flourishes as they construct dreams, sheltered by trust and support. Even as the flames subside, the embers of unity continue to burn, fostering a resilient school community.

As the campfire ignites hearts, we forge lifelong bonds. We stand as one – the Nan Chiau community.



PHOTO STORY SAMPLES

Our School Community

Category

Staff

Title

P.L.A.Y.@EGPS Recess

School

Evergreen Primary School

Story by

Saravanan Kandasamy

Year

2023

Caption

Ask any student what their favourite period of the day is, and chances are, almost all will agree it's recess! At Evergreen Primary School, it is no different.

Through P.L.A.Y., recess comes alive! Our students have ample opportunities to build Positivity in relationships, Learn with passion, Actively contribute and celebrate Youthfulness in living.

Students come together to eat and play games in the canteen while some may stock up on essentials from the bookshop. Bookworms can choose books from carts in the canteen, to indulge in a bit of reading before classes resume. Those who wish to showcase their talents can even perform on the stage for their peers.



PHOTO STORY SAMPLES

World of Possibilities

Category

Staff

Title

*WDL GlocalCitizenry Program -
Bridging Borders: A Journey of
Friendship and Contribution*

School

Woodlands Secondary School

Story by

Tay Yong Chiang

Year

2023

Caption

During their visit to a primary school in a Cambodian village, Woodlands Secondary School students formed lasting friendships and connections with the local students.

Beyond contributions like paving floors and teaching English, the students from both schools had the opportunity to interact, share experiences, and learn from one another. As they worked together and spent time getting to know each other, a strong bond was formed, transcending cultural and language barriers.

These newfound friendships not only enriched the lives of our students, but also highlighted the importance of empathy, understanding, and unity, leaving a deep impact on both groups of students.



PHOTO STORY SAMPLES

United As One

Category

Youth

Title

The Realm of Endless Potential

School

National Junior College

Story by

Lim Tze Yng

Teacher facilitator

Yeo Chin Kent Ernest

Year

2023

Caption

'It's kind of fun to do the impossible.' – Walt Disney.

What was once thought as impossible for youths to experience is no longer far-fetched. We are presented with boundless opportunities that were not possible in the past. Even when Covid-19 led to shut doors, schools opened their doors for students to learn and grow.

From Co-Curricular Activities (CCA) to overseas research opportunities, we are given the chance to pursue our passions. We can dance, lead, do sports, self-express... the possibilities are endless.

When we look at our own reflections, we see the future versions of ourselves.



VIDEO STORY SAMPLES

What I Go To School For

Category

Junior

Title

Harmony in Diversity: Celebrating CNY Across Cultures

School

Chung Cheng High School (Main)

Produced by

Yet Yan Shen,
Derrick See Kar Xun,
Neo Jun Yuan

Teacher facilitator

Ahmad Hashikin Mohd Latiff

Year

2023

Caption

Step into a world of vibrant colours and heartwarming traditions as we embark on a journey through the lens of 'Harmony in Diversity: Celebrating Chinese New Year Across Cultures'. This multi-cultural video unveils the beauty of Chinese New Year festivities transcending borders and embracing the global community. Immerse yourself in the kaleidoscope of cultural diversity as we explore how various communities worldwide honour this auspicious occasion.

Witness how the customs, beliefs, and hopes of people from different backgrounds intertwine, making Chinese New Year a universal celebration of unity and friendship. Be inspired by the joyous camaraderie as families and friends come together, cherishing the spirit of togetherness, and creating memories. 'Harmony in Diversity' is a tapestry of cultures, illustrating how this joyous occasion serves as a bridge that connects us all.



Watch video [here](#)

VIDEO STORY SAMPLES

What I Go To School For

Category

Staff

Title

We Love Our MK!

School

MOE Kindergarten @ Oasis

Produced by

Lek Sze Hui Davina

Year

2023

Caption


In seconds, excited voices filled the air as they spoke about their play experiences. With markers and colour pencils in their hands, pieces of dull white paper soon came alive with drawings of their favourite activities. These took place in our many different learning spaces - indoors, outdoors and really, just everywhere!

Rain or shine, morning or afternoon, there's always fun and learning taking place in MK@Oasis.

Come join us as our children share with you about their favourite parts of their MK journey in English and their Mother Tongue languages!



Watch video [here](#)



Ministry of Education
SINGAPORE

