


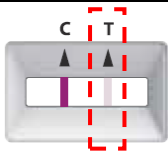



ART Test Results and the Management of Workers after ESSS

A. ART Test Results

1. ART test kits will return one of three possible test results:
 - (1) negative or “**AG-**”;
 - (2) positive or “**AG+**”; or
 - (3) invalid or “**AG Invalid**”.
2. Workers that obtain an “**AG Invalid**” test result are required to immediately undergo a follow-up ART. Workers that obtain a second “**AG Invalid**” test result from this follow-up ART will be regarded as having a “**Double Invalid**” test result.
3. If a Worker undergoes ART at a QTC, they will receive an SMS stating their test result within 1-2 hours. Alternatively, the test results of these Workers can also be found on their TraceTogether or HealthHub phone applications.
4. If a Worker undergoes ART as part of ESSS, Image 1 below illustrates how the different test results will be shown on the Abbott Panbio and SD Bio Sensor ART test kits (which are the ART test kits that is distributed to Enterprises). Please note that the lines on the test kit cassette will appear in 15 – 20 minutes (“**Checking Window**”) after the specimen buffer has been added to the test well. Enterprises shall only upload the test results that are shown on the test kit cassette during the Checking Window onto SRS.

Image 1: Test results on the Abbott Panbio and SD Bio Sensor ART test kit

Negative Test Result (‘AG-’)	Positive Test Result (‘AG+’)	Invalid Test Result (‘AG Invalid’)
 <p><u>Bold</u> marking at ‘C’ and <u>No</u> marking at ‘T’</p>	 <p><u>Bold</u> marking at ‘C’ and <u>Bold</u> marking at ‘T’</p>	 <p><u>No</u> marking at ‘C’ and <u>Bold</u> marking at ‘T’</p>
	 <p><u>Bold</u> marking at ‘C’ and <u>Faint</u> marking at ‘T’</p>	 <p><u>No</u> marking at ‘C’ and <u>No</u> marking at ‘T’</p>

5. If a Worker undergoes ART as part of ESSS and uses an ART test kit other than the SD Bio Sensor and Abbott Panbio ART test kit, Enterprises are to refer to the manufacturer's instructions on how to interpret the test results obtained by their Workers and only upload the test results that are obtained pursuant to these instructions onto SRS.
6. If the Enterprise had wrongly submitted a "AG+" or "Double Invalid" result for a Worker on SRS, Enterprises must use this form to submit the details and updated result of the Worker - <https://go.gov.sg/artpositivenoncompliance>.

B. Management of Workers after ESSS

7. If a Worker obtains an "AG+" or "Double Invalid" test result from ESSS **AND** shows signs of acute respiratory infection ("**ARI**") (e.g. cough, sore throat, runny nose, loss of sense of smell), Enterprises are required to, as soon as possible:
 - (1) contact the Ministry of Health's Case Management Task Group (CMTG) at 6435-4060¹ to arrange for conveyance of that Worker to a Swab Isolation Facility (SIF) for further isolation and confirmatory PCR tests; and
 - (2) notify that Worker that he will be conveyed to a Swab Isolation Facility for the purposes stated in (1) above and to self-isolate in the interim.
8. If a Worker obtains an "AG+" or "Double Invalid" test result from ESSS **AND** does not show signs of ARI, Enterprises are required to, as soon as possible:
 - (1) contact and make an appointment for that Worker to visit a doctor for a confirmatory PCR test at a Swab and Send Home Public Health Preparedness Clinic ("**SASH PHPC**")²;
 - (2) fill in the referral note³ set out in **Appendix I** ("**Referral Note**") in accordance with the requirements set out in Image 2 below and hand a copy of the Referral Note to that Worker;

[This part is intentionally left blank]

¹ Please note that this is NOT a general enquiry hotline and is to be used ONLY for its intended purpose to activate conveyance for an AG+ or double invalid individual with ARI symptoms.

² The list of SASH PHPCs can be found at <http://phpc.gov.sg>

³ In place of a referral note, the Worker can also present his/her NRIC, Employment Pass, S Pass or Work Permit (whichever is relevant) together with the Worker's ART Result SMS for verification at the SASH PHPC for their confirmatory PCR test.

Image 2: Information to be stated by Enterprises on Referral Note

**MINISTRY OF HEALTH
SINGAPORE**

REFERRAL FOR CONFIRMATORY PCR TEST

Full Name:
(as per NRIC/FIN/ Passport) ABCDEF

NRIC/FIN/Passport Number: S1234567A

Date & Time of Test: 22/10/2020, 16:45

Type of COVID-19 Test: Antigen Rapid Test

Brand of COVID-19 Test: BD Veritor/ SD Biosensor/ Standard Q/ Panbio

COVID-19 Test Result: ANTIGEN POSITIVE / INVALID¹

To whom it may concern,

The abovementioned is required to obtain a Government-funded COVID-19 polymerase chain reaction (PCR) test² to confirm if he/she is infected with COVID-19.

2. For further details, please contact:

i. [Name of employer/contractor (and branch if applicable), email, phone number]; and/or

ii. [Name of Antigen Rapid Test Provider (and branch if applicable), email, phone number]

Stamp/Signature/Date

Name and Designation of Swab Supervisor/Trained Swabber:

Name of Antigen Rapid Test ("ART") Provider/Worksite (including branch if applicable):

Name of Employer/Contractor (including branch if applicable):

¹Confirmatory COVID-19 PCR tests for ART-positive and ART-invalid results are available at Swab-and-Send Home (SASH) Public Health Preparedness Clinics (PHPCs), fully subsidised by the Government. A list of SASH PHPCs can be found at <http://phpc.gov.sg>. Individuals must call the clinic to make an appointment and confirm that they are able to obtain a confirmatory COVID-19 PCR test during their visit. Confirmatory COVID-19 PCR tests can also be obtained from non-SASH PCR test providers at the individual's own expense. Individuals must self-isolate at home until notification of a negative COVID-19 test result.

²As "ART" result is not available, those who are unable to have their test done, need to self-isolate at home until notified.

- Pls indicate "name of employer and contact details" and "name of ART provider and contact details" (if applicable)
- To be signed off by employer
- Indicate "Name of trained supervisor"
- Pls indicate name of worksite (e.g. JEM Shopping Mall, XXX Shipyard,
- Pls indicate company name

- (3) arrange for that Worker to be conveyed to the SASH PHPC that he or she will be taking his confirmatory PCR test at in accordance with **Appendix II**;
 - (4) notify that Worker that he is required to consult with a doctor at a SASH PHPC for a confirmatory PCR test, to bring his NRIC, Employment Pass, S Pass or Work Permits (whichever is relevant) for verification at that SASH PHPC, and to self-isolate in the interim; and
 - (5) notify that Worker that he or she has to self-isolate at home until the PCR test result has returned.
9. Enterprises should remind Workers who have obtained an "AG+" or "Double Invalid" test result to go for their confirmatory PCR swab on a daily basis. After 72 hours have elapsed from the time of their ART, Enterprises must check if these individuals have gone for their confirmatory PCR swabs and report those who have yet to do so within the same day via <https://go.gov.sg/artpositivenoncompliance>.

Appendix I



MINISTRY OF HEALTH
SINGAPORE

REFERRAL FOR CONFIRMATORY PCR TEST

Full Name: ABCDEF
(as per NRIC/FIN/ Passport)

NRIC/FIN/Passport Number: S1234567A

Date & Time of Test: 22/10/2020, 16:45

Type of COVID-19 Test: Antigen Rapid Test

Brand of COVID-19 Test: BD Veritor/ SD Biosensor/ Standard Q/ Panbio

COVID-19 Test Result: ANTIGEN POSITIVE / INVALID¹

To whom it may concern,

The abovementioned is required to obtain a Government-funded COVID-19 polymerase chain reaction (PCR) test* to confirm if he/she is infected with COVID-19.

2. For further details, please contact:
 - i. [Name of employer/contractor (and branch if applicable), email, phone number]; and/or
 - ii. [Name of Antigen Rapid Test Provider (and branch if applicable), email, phone number]

Stamp/Signature/Date

**Name and Designation of Swab
Supervisor/Trained Swabber:**

**Name of Antigen Rapid Test
("ART") Provider/Worksite
(including branch if applicable):**

**Name of Employer/Contractor
(including branch if applicable):**

Confirmatory COVID-19 PCR tests for ART-positive and ART-invalid results are available at Swab-and-Send-Home (SASH) Public Health Preparedness Clinics (PHPCs), fully subsidised by the Government. A list of SASH PHPCs can be found at <http://phpc.gov.sg>. Individuals **must call the clinic to make an appointment and confirm that they are able to obtain a confirmatory COVID-19 PCR test during their visit. Confirmatory COVID-19 PCR tests can also be obtained from non-SASH PCR test providers at the individual's own expense. Individuals **must** self-isolate at home until notification of a negative COVID-19 test result.*

¹ An 'ART-invalid' test result means that the sample(s) has been tested twice and in both instances, there was no conclusive finding as to whether the individual is tested positive or negative. An individual who tests ART-invalid is subject to the same requirements as the individual who tests ART-positive.

Conveyance of Workers to SASH PHPC for Confirmatory PCR Test

1. Enterprises must arrange for private transport (e.g. car or taxi with windows wound down and air conditioning switched off) for the Worker to be sent to a SASH PHPC. The conveyed Worker should be reminded to wear a surgical mask and sit alone in the back seat (on the other side from driver).
2. Enterprises may wish to consider the following private transport service providers that are available for booking. The transport cost is to be borne by Enterprises.

S/N	Service Provider	Contact Number / Mobile Application
1	ComfortDelGro Taxi (Comfort & CityCab taxis)	6333 1133 or via ComfortDelGro app
2	Trans-cab	6213 0997
3	SMRT	6477 5971
4	Prime	6776 7553
5	Premier	6681 9462
6	GrabSHN, Go-Jek, Ryde, MVL(TADA)	Via respective providers' app

3. When arranging for private transport to convey Workers to SASH PHPCs, the Enterprise must inform the private transport hotline operator that the said worker is going to a SASH PHPC for his or her confirmatory PCR test. For booking through mobile apps, Enterprises must key in "SHN" in the chat / note / comment box or check the SHN checkbox (if provided within the app) to notify the private transport provider of the same.