










School Achievement Table for Special/Express Course (2005ⁱ)

'O' Level Band (Average L1B5 ⁱⁱ rounded down to the nearest integer)	School (in alphabetical order within each band)	School Excellence Award () and School Distinction Award ()	Sustained Achievement Awards (★) and Achievement Awards (☆)		Outstanding Development Awards (★) and Development Awards (☆)	Best Practice Awards (★)
			Academic Value-added	Physical & Aesthetics ⁱⁱⁱ	Character Development ^{iv}	
Band 1: Average L1B5 < 11	Anglican High *		☆	★ ★		
	Catholic High *		☆	★		
	Cedar Girls' Secondary *		☆	★ ★		★ ★
	Victoria *		☆	★ ★		
Band 2: Average L1B5 = 11	Anderson Secondary *		☆	★ ★		
	CHIJ St. Nicholas Girls' *		☆	★ ★		
	Chung Cheng High (Main) *		☆	★ ★	☆	★
	Methodist Girls' (Secondary) @		★ ☆	★ ★		
	Nan Hua Secondary		☆	★ ★	★ ☆	★
	Singapore Chinese Girls' @		☆	★		
	St. Joseph's Institution @		☆	★ ★		★
Band 3: Average L1B5 = 12	Swiss Cottage Secondary		☆ ☆	★		
	Bukit Panjang Govt. High *		☆	★		
	Crescent Girls' *		☆	★ ★		
	Tanjong Katong Girls' *		☆	★ ★		
	Tanjong Katong Secondary *		☆	★ ★		
	Xinmin Secondary *		★ ★ ☆ ☆	★ ★		★
Band 4:	Zhonghua Secondary *			★ ★	☆	
	Ahmad Ibrahim Secondary		☆	★	☆	

'O' Level Band (Average L1B5 ⁱⁱ rounded down to the nearest integer)	School (in alphabetical order within each band)	School Excellence Award () and School Distinction Award ()	Sustained Achievement Awards (★) and Achievement Awards (☆)		Outstanding Development Awards (★) and Development Awards (☆)	Best Practice Awards (★)
			Academic Value-added	Physical & Aesthetics ⁱⁱⁱ	Character Development ^{iv}	
Average L1B5 = 13	CHIJ Secondary (Toa Payoh) *		★ ☆ ☆			
	Clementi Town Secondary		☆ ☆	★ ★		
	Commonwealth Secondary *			★		
	Dunman Secondary *		☆ ☆	★		
	St. Margaret's Secondary		★ ★ ☆ ☆		☆	
	Temasek Secondary *				★ ★	
Band 5: Average L1B5 = 14	Hai Sing Catholic		☆ ☆	★		
	Kranji Secondary		☆ ☆	★		
	Maris Stella High *		☆	★		
	Mayflower Secondary		☆ ☆	★		
Band 6: Average L1B5 = 15	Fairfield Methodist Secondary *		☆ ☆	★		★
	Ngee Ann Secondary *		★ ☆ ☆	★		
	Paya Lebar Methodist Girls' (Secondary) *		★ ★ ☆ ☆			
Band 7: Average L1B5 = 16	Riverside Secondary		★ ☆ ☆	★	☆	
	CHIJ Katong Convent *		☆ ☆			
	Chua Chu Kang Secondary		★ ☆ ☆			
	Gan Eng Seng		☆	★		
Band 8: Average L1B5 = 17	Yishun Town Secondary		★ ☆ ☆	★		
	Ang Mo Kio Secondary			★		
	Bukit Batok Secondary		☆	★		
	CHIJ St. Joseph's Convent		☆ ☆			
	Damai Secondary		☆ ☆			
	Fuhua Secondary		☆ ☆	★		
Jurong Secondary		☆	★			

'O' Level Band (Average L1B5 ⁱⁱ rounded down to the nearest integer)	School (in alphabetical order within each band)	School Excellence Award (🏆) and School Distinction Award (🏆)	Sustained Achievement Awards (★) and Achievement Awards (☆)		Outstanding Development Awards (★) and Development Awards (☆)	Best Practice Awards (★)
			Academic Value-added	Physical & Aesthetics ⁱⁱⁱ	Character Development ^{iv}	
	Presbyterian High		☆	★		
	St. Andrew's Secondary		☆	★		
	St. Anthony's Canossian Secondary *		☆ ☆			
	St. Gabriel's Secondary		★ ☆ ☆			
Band 9: Average L1B5 = 18	Beatty Secondary					
	Bedok View Secondary		☆			
	CHIJ St. Theresa's Convent		☆ ☆		☆	
	Dunearn Secondary			★		
	Geylang Methodist Secondary		☆ ☆	★		
	Montfort Secondary		☆	★		
	Nan Chiau High					
	New Town Secondary		☆	★ ★	★	
	Pasir Ris Secondary		☆			
	Queenstown Secondary		☆ ☆	★		
	Tampines Secondary		☆	★	☆	
	Tanglin Secondary		☆			
	Whitley Secondary		☆ ☆	★		

* Autonomous School
@ Independent School

ⁱ Based on 2004 GCE 'O'-Level Examination.

ⁱⁱ Average L1B5 is the average of students' aggregate grades in L1 (English or Higher Mother Tongue Language) and the best 5 subjects. The smaller the value of average L1B5, the better the performance of a school.

ⁱⁱⁱ As there are too many Level 1 Achievement Awards in the Physical & Aesthetics domain, only the Level 2 Sustained Achievement Awards are indicated for this domain.

^{iv} The Outstanding Development Awards (ODA) and Development Awards (DA) given out in 2005 only include the National Education (NE) category.