

# P1 Registration Portal

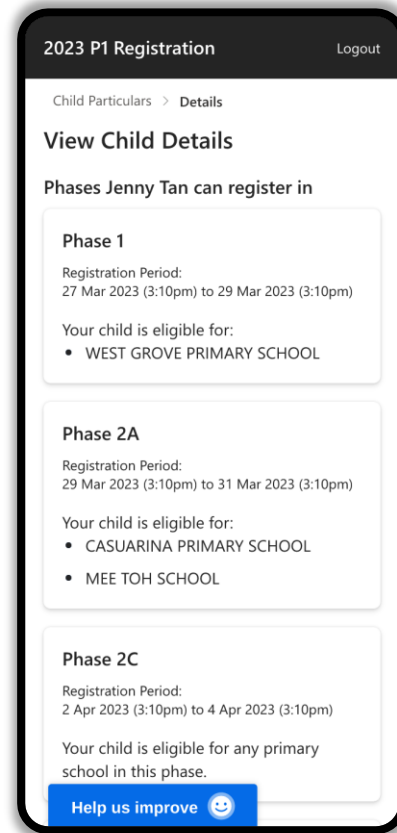
## Guide for Parents

*Last Updated and Released: May 2024*

*The images included are for illustrative purposes only and text within does not represent the actual application.*

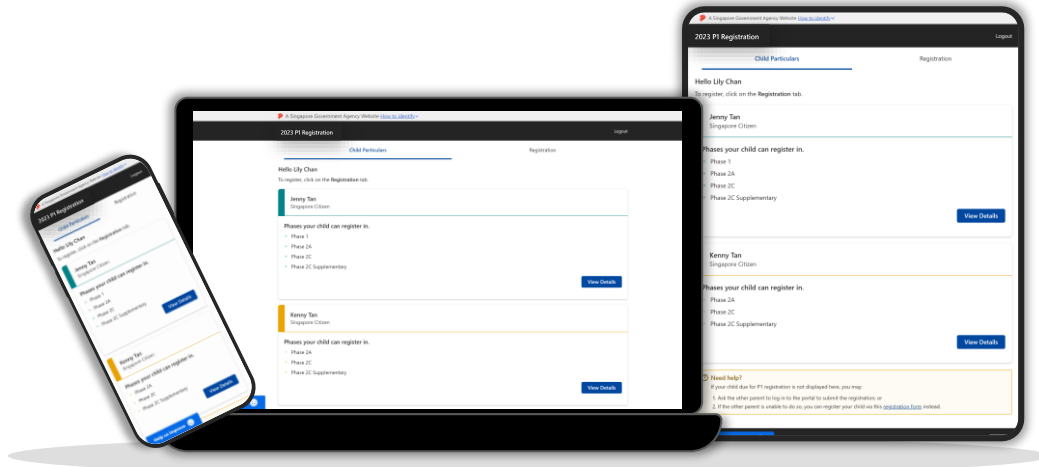
## In the P1 Registration Portal, you can:

- View your child(ren)'s eligible priority phases & schools
- Manage Registrations
- View your child(ren)'s Registration Outcome
- Withdraw your child(ren)'s Successful Admission



## Recommend for:

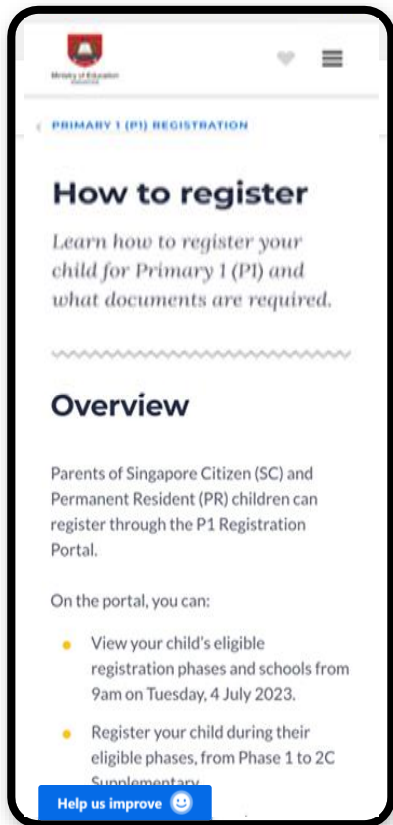
- Desktop: Google Chrome, Apple Safari
- Mobile devices: (Android) Google Chrome, (Apple iOS) Safari



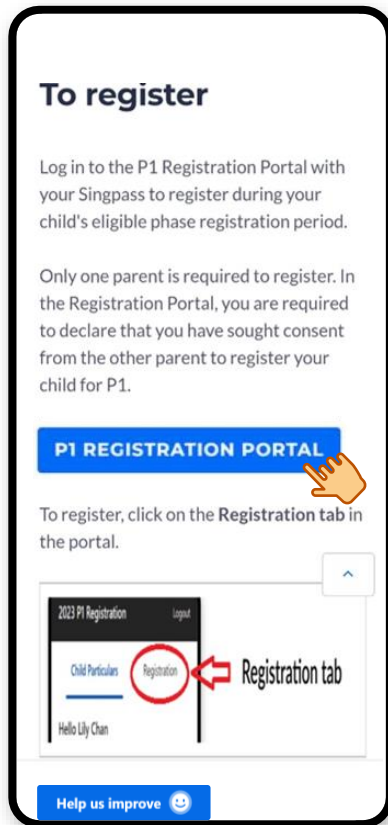
**How do I access the  
P1 Registration Portal?**

# Accessing the P1 Registration Portal

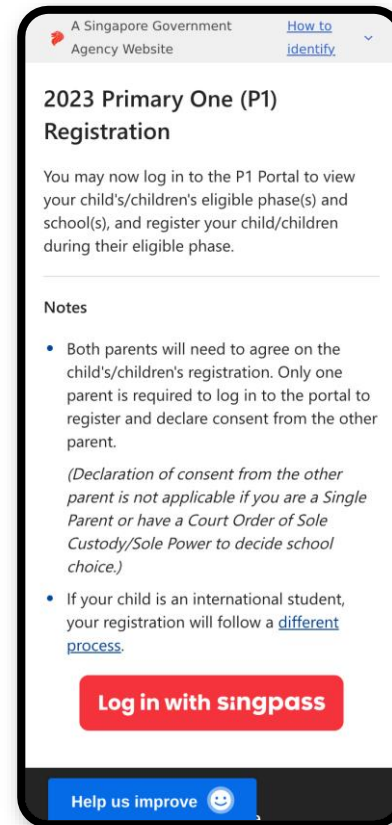
1. Go to the [MOE P1 Registration Website](#).



2. Read the instructions, then scroll down and click on "P1 Registration Portal".



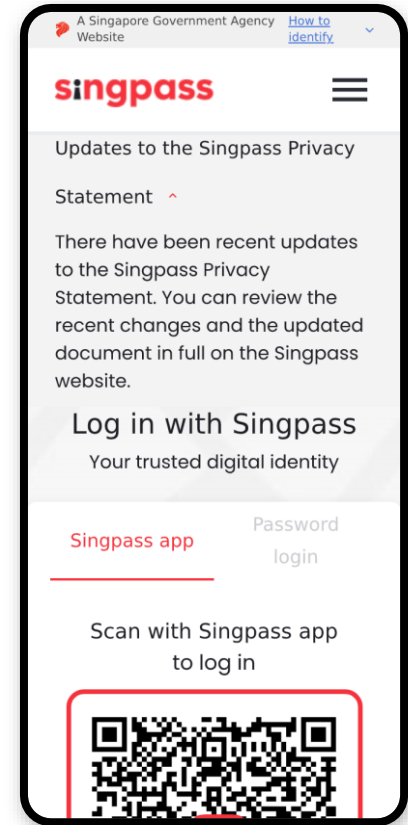
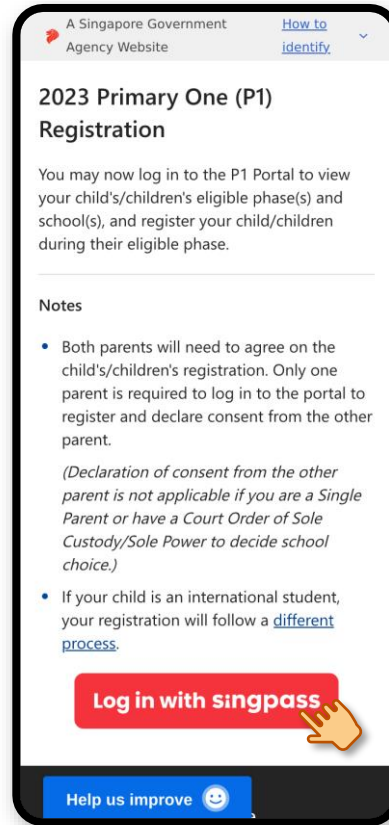
3. P1 Registration Portal



**How do I login?**

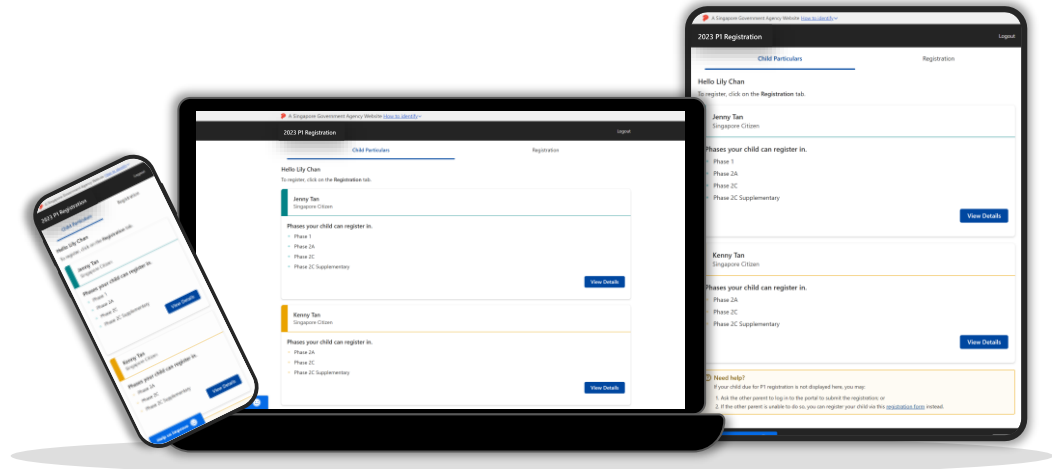
# Login with Singpass

If you have issues signing in with Singpass, you may visit the [Singpass website](#) or contact their helpdesk at +65 6335 3533



# Contents

1. [View eligible priority phases & schools](#)
2. [Submit Registration](#)
3. [View Submitted Registration](#)
4. [Edit Registration](#)
5. [View Registration Outcome](#)
6. [Withdraw Admission](#)

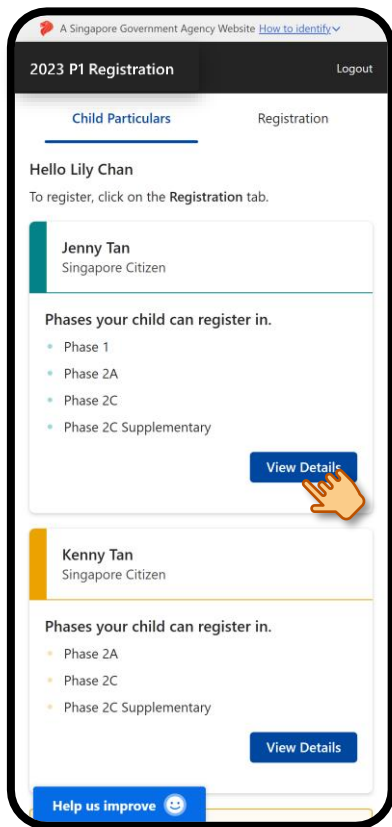




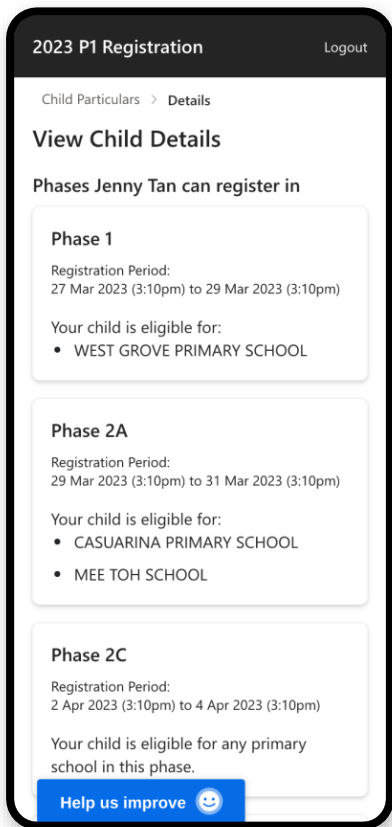
# **1. View Eligible Priority Phases & Schools**

# View Eligibility

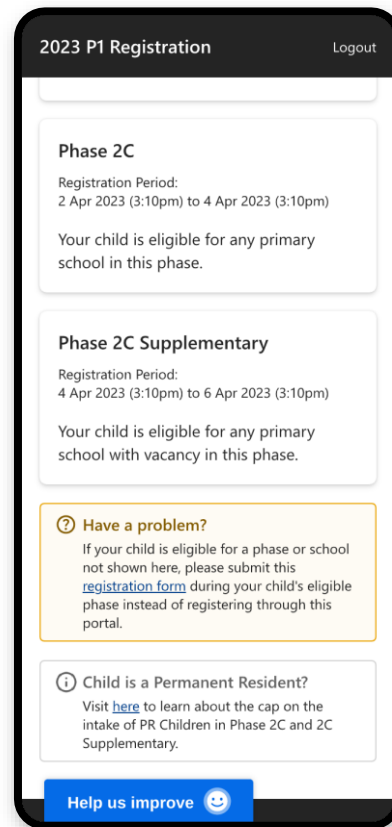
1. After login, you will see your child(ren)'s eligible phases. Click on **"View Details"**.



2. The child's school(s) for each eligible phase are displayed.



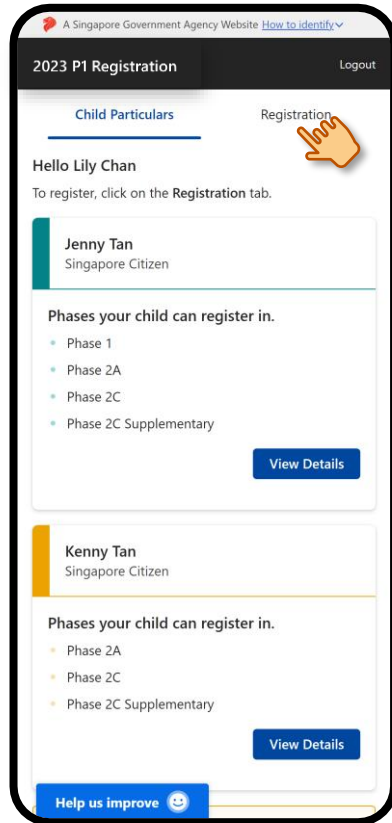
3. Scroll through the page to read more.



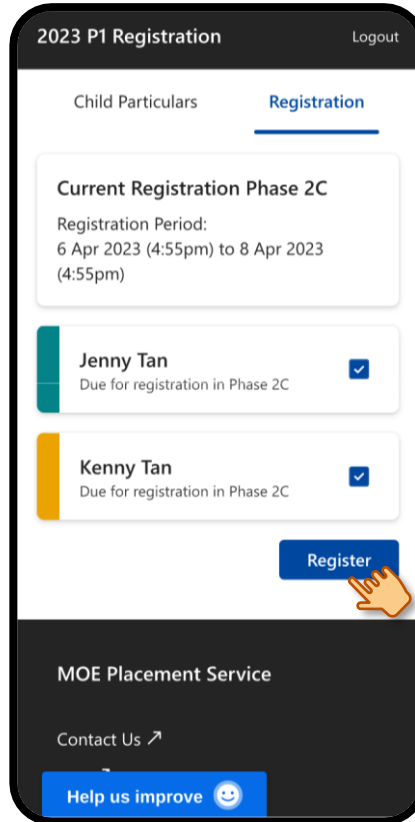
## **2. Submit Registration (During eligible phase)**

# Submit Registration

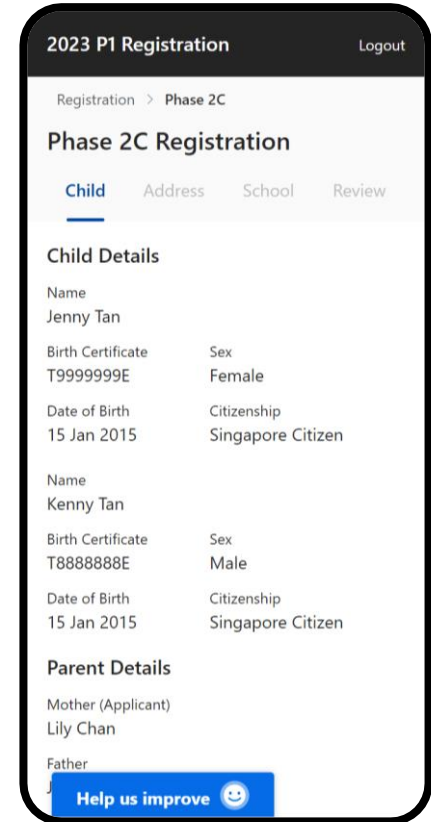
1. After login, click on "Registration".



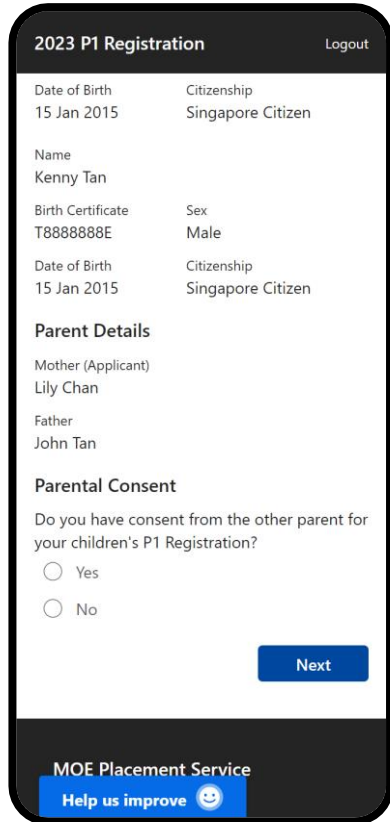
2. Select the child(ren), then click on "Register".



3. Verify the information of the selected child(ren).



4. Scroll down to the Parental Consent section.



2023 P1 Registration Logout

Date of Birth 15 Jan 2015      Citizenship Singapore Citizen

Name  
Kenny Tan

Birth Certificate T8888888E      Sex Male

Date of Birth 15 Jan 2015      Citizenship Singapore Citizen

**Parent Details**

Mother (Applicant)  
Lily Chan

Father  
John Tan

**Parental Consent**

Do you have consent from the other parent for your children's P1 Registration?

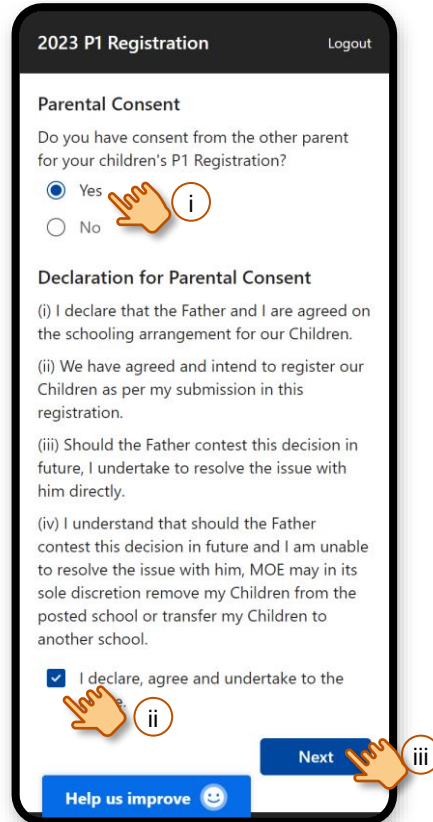
Yes

No

[Next](#)

MOE Placement Service  
Help us improve 😊



5. Select the appropriate consent options and click on "Next".




2023 P1 Registration Logout

**Parental Consent**

Do you have consent from the other parent for your children's P1 Registration?

Yes  

No 



**Declaration for Parental Consent**



(i) I declare that the Father and I are agreed on the schooling arrangement for our Children.

(ii) We have agreed and intend to register our Children as per my submission in this registration.

(iii) Should the Father contest this decision in future, I undertake to resolve the issue with him directly.

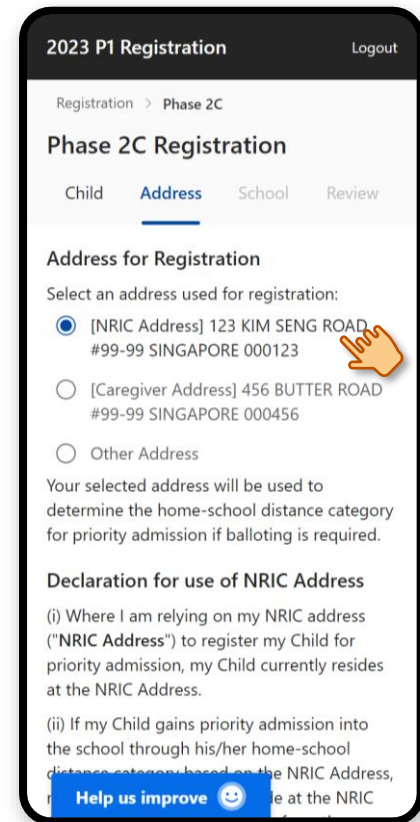
(iv) I understand that should the Father contest this decision in future and I am unable to resolve the issue with him, MOE may in its sole discretion remove my Children from the posted school or transfer my Children to another school.

I declare, agree and undertake to the  

[Next](#)  

Help us improve 😊

6. Select the address to use for registration.



2023 P1 Registration Logout


Registration > Phase 2C

**Phase 2C Registration**

Child [Address](#) School Review

**Address for Registration**

Select an address used for registration:

[NRIC Address] 123 KIM SENG ROAD #99-99 SINGAPORE 000123 

[Caregiver Address] 456 BUTTER ROAD #99-99 SINGAPORE 000456

Other Address

Your selected address will be used to determine the home-school distance category for priority admission if balloting is required.

**Declaration for use of NRIC Address**

(i) Where I am relying on my NRIC address ("NRIC Address") to register my Child for priority admission, my Child currently resides at the NRIC Address.

(ii) If my Child gains priority admission into the school through his/her home-school distance category based on the NRIC Address, I declare that my Child will reside at the NRIC Address.

[Help us improve](#) 😊

7. Scroll down to declare and click on "Next".

2023 P1 Registration Logout

Other Address

Your selected address will be used to determine the home-school distance category for priority admission if balloting is required.

### Declaration for use of NRIC Address

(i) Where I am relying on my NRIC address ("NRIC Address") to register my Children for priority admission, my Children currently reside at the NRIC Address.

(ii) If my Children gain priority admission into the school through their home-school distance category based on the NRIC Address, my Children will continue to reside at the NRIC Address for at least 30 months from the commencement of the Primary 1 Registration on 27 Mar 2023.

(iii) Where any of the above conditions at any time fail to be met, the Ministry of Education reserves the right to transfer my Children to any school in its sole discretion and I will have no say in the choice of such school.

I declare, agree and undertake to the

Back **Next**

Help us improve 😊

8. Select a school and click on "Next".

2023 P1 Registration Logout

Registration > Phase 2C

### Phase 2C Registration

Child Address **School** Review

### School Choice

Select a school for registration:

ADMIRALTY PRIMARY SCHOOL

You have chosen the following school:  
ADMIRALTY PRIMARY SCHOOL

- The home-school distance category is within 1km based on your selected address.
- This school offers Chinese, Malay and Tamil Mother Tongue languages.

Back **Next**

MOE Placement Service

Help us improve 😊

9. Review your selections.

2023 P1 Registration Logout

Registration > Phase 2C

### Phase 2C Registration

Child Address School **Review**

### Review of Registration

Address used for registration:  
[NRIC Address] 123 KIM SENG ROAD #99-99 SINGAPORE 000123

School selected for registration:  
ADMIRALTY PRIMARY SCHOOL

### Declaration for Registration

I further acknowledge, understand and agree that:

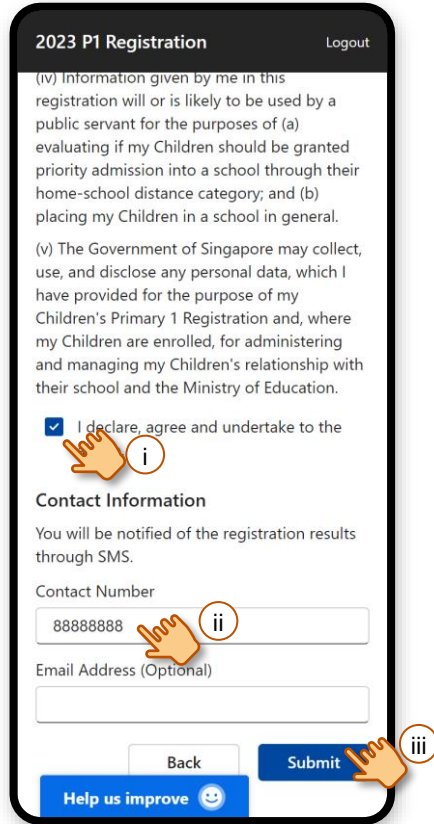
(i) All the information provided by me is true and correct.

(ii) Providing any false information is a criminal offence punishable under Section 182 of the Penal Code 1871, and the punishment for such an offence is imprisonment for up to two years or a fine or both.

(iii) My provision of any false information in

Help us improve 😊

10. Scroll down, declare, enter your contact number and click on **“Submit”**.



2023 P1 Registration Logout

(iv) Information given by me in this registration will or is likely to be used by a public servant for the purposes of (a) evaluating if my Children should be granted priority admission into a school through their home-school distance category; and (b) placing my Children in a school in general.

(v) The Government of Singapore may collect, use, and disclose any personal data, which I have provided for the purpose of my Children's Primary 1 Registration and, where my Children are enrolled, for administering and managing my Children's relationship with their school and the Ministry of Education.

I declare, agree and undertake to the

**Contact Information**

You will be notified of the registration results through SMS.

Contact Number

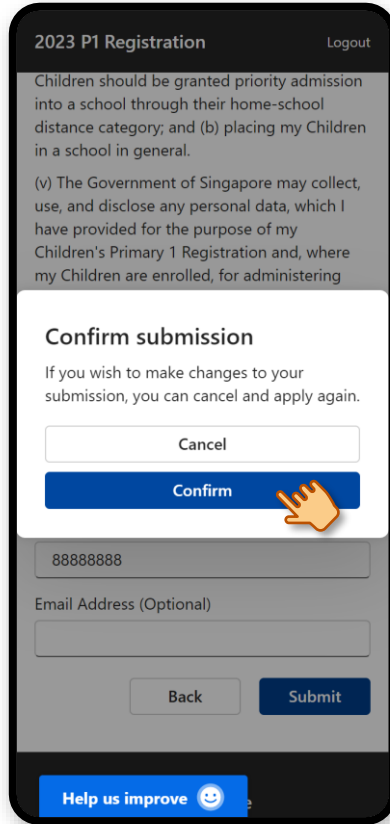
88888888

Email Address (Optional)

Help us improve

*Hand icons with circled letters i, ii, and iii point to the declaration checkbox, the contact number field, and the Submit button respectively.*

11. Click on **“Confirm”**.



2023 P1 Registration Logout

Children should be granted priority admission into a school through their home-school distance category; and (b) placing my Children in a school in general.

(v) The Government of Singapore may collect, use, and disclose any personal data, which I have provided for the purpose of my Children's Primary 1 Registration and, where my Children are enrolled, for administering

**Confirm submission**

If you wish to make changes to your submission, you can cancel and apply again.

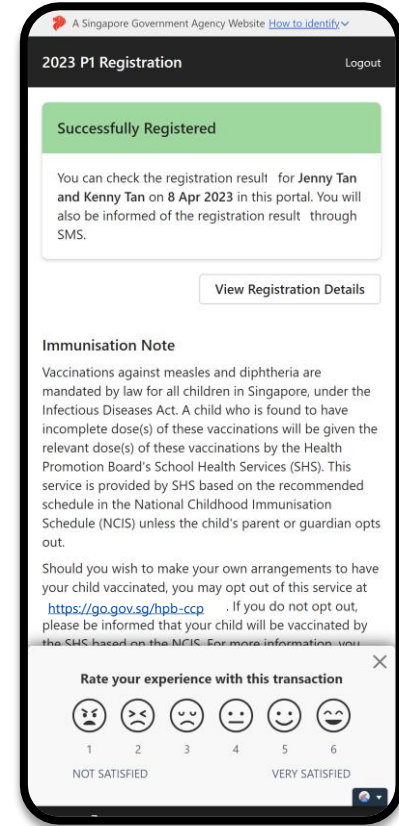
88888888

Email Address (Optional)

Help us improve

*Hand icon with circled letter ii points to the Confirm button.*

12. Your registration is successfully submitted.



A Singapore Government Agency Website [How to identify](#)

2023 P1 Registration Logout

**Successfully Registered**

You can check the registration result for **Jenny Tan and Kenny Tan** on **8 Apr 2023** in this portal. You will also be informed of the registration result through SMS.

**Immunisation Note**

Vaccinations against measles and diphtheria are mandated by law for all children in Singapore, under the Infectious Diseases Act. A child who is found to have incomplete dose(s) of these vaccinations will be given the relevant dose(s) of these vaccinations by the Health Promotion Board's School Health Services (SHS). This service is provided by SHS based on the recommended schedule in the National Childhood Immunisation Schedule (NCIS) unless the child's parent or guardian opts out.

Should you wish to make your own arrangements to have your child vaccinated, you may opt out of this service at <https://go.gov.sg/hpb-ccp>. If you do not opt out, please be informed that your child will be vaccinated by the SHS based on the NCIS. For more information, you

**Rate your experience with this transaction**

1 2 3 4 5 6

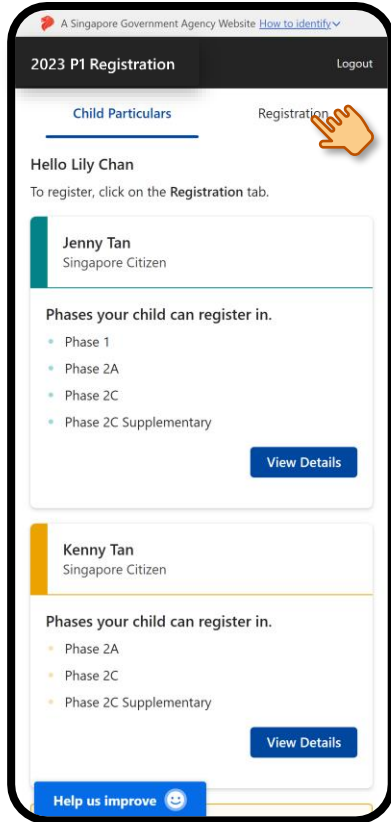
NOT SATISFIED VERY SATISFIED

## **3. View Submitted Registration**

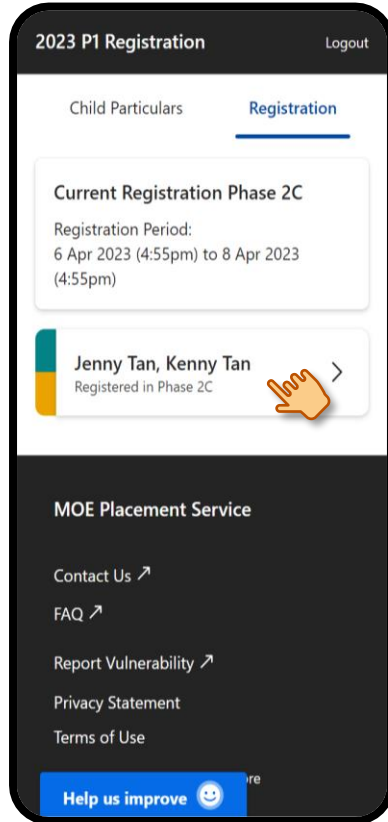


# View Submitted Registration

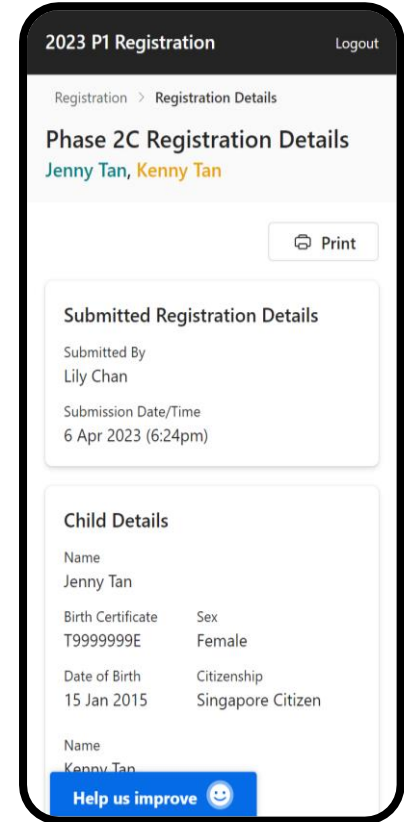
1. After login, click on "Registration".



2. Click on your child(ren)'s name(s) to view their registration.



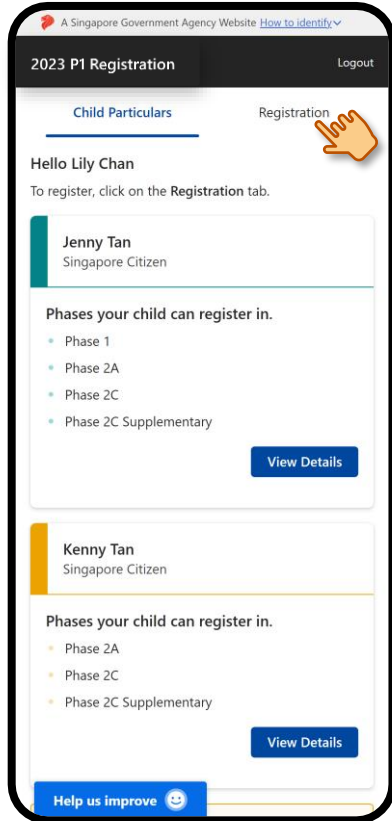
3. Scroll down to view the registration details.



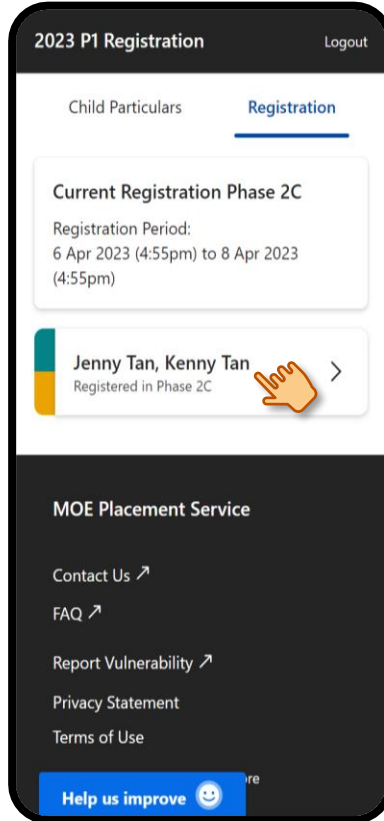
## **4. Edit Registration (During eligible phase)**

# Remove the existing registration then submit a new registration

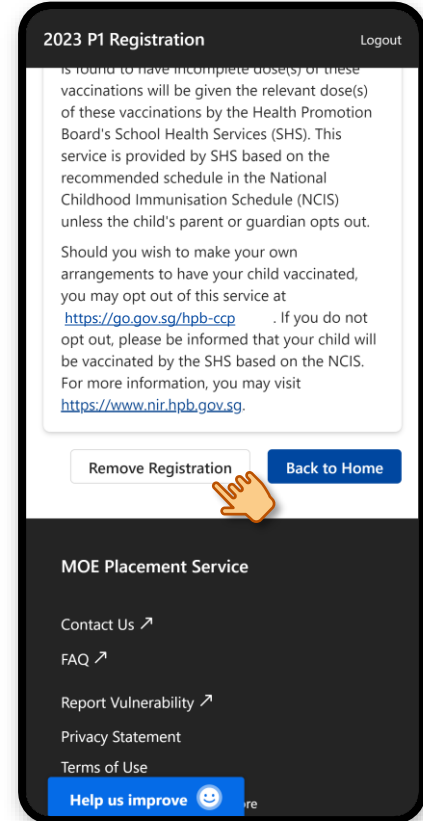
1. Click on “Registration” tab.



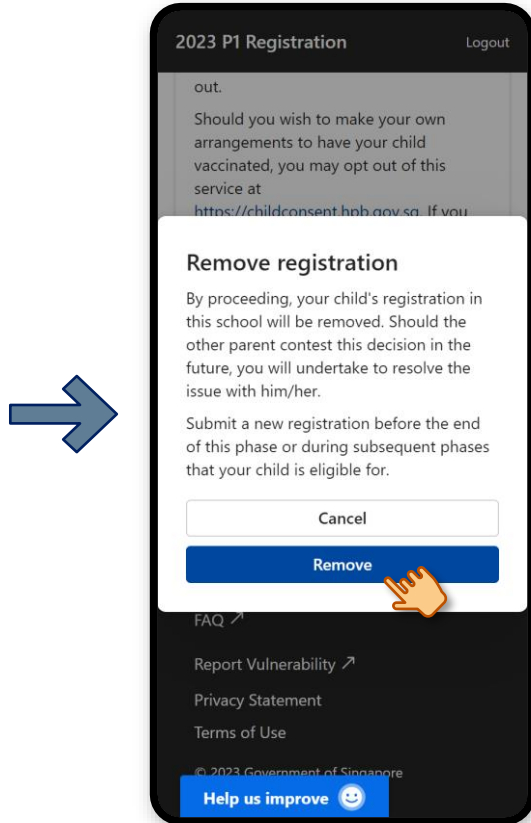
2. Click on your child(ren)'s name(s) to view their registration.



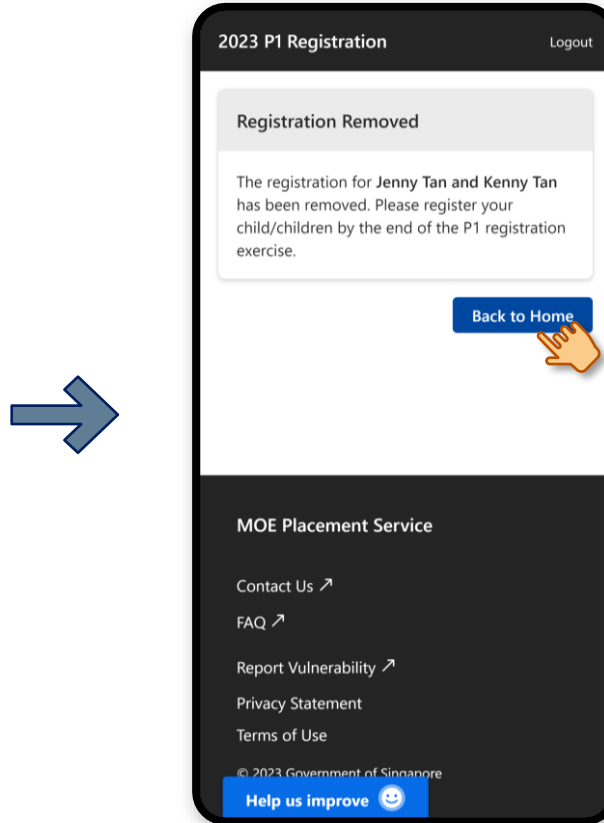
3. Scroll to bottom and click on “Remove Registration”.



4. Click on **"Remove"**.



5. Your registration is successfully removed.  
Click on **"Back to Home"**.

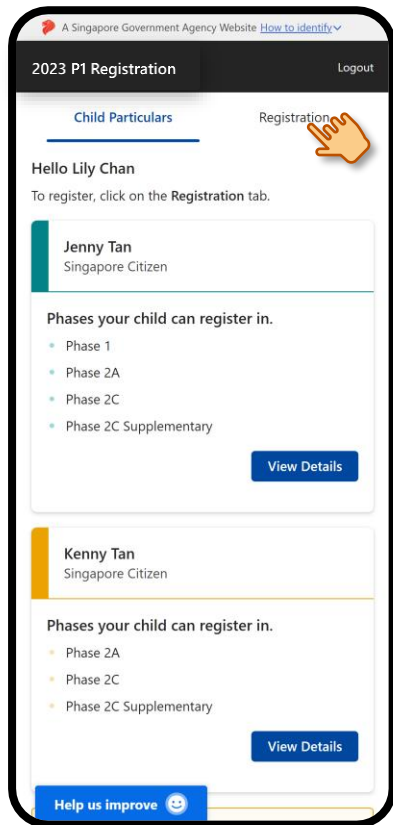


Submit a new  
registration.  
(Refer to 2. Submit  
Registration)

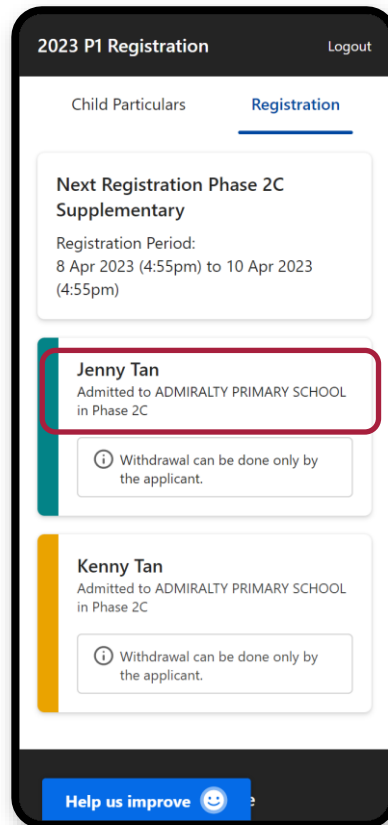
## **5. View Registration Outcome**

# View Registration Outcome

1. After login, click on  
"Registration".



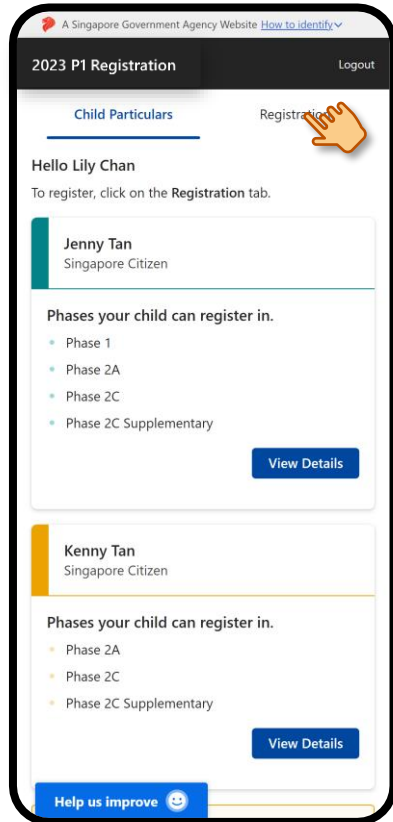
2. The registration outcome is displayed under each child's name.



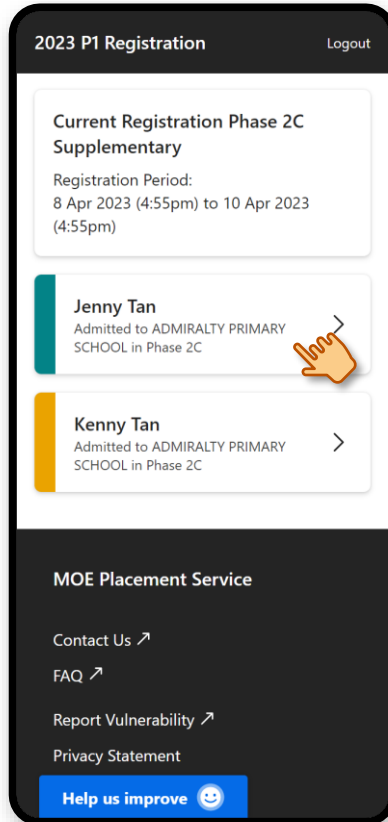
## **6. Withdraw Admission (During open phase)**

# Withdraw Admission

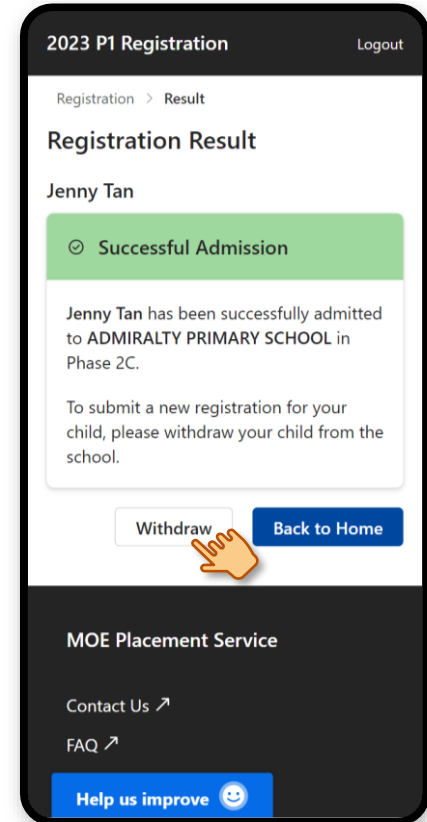
1. After login, click on "Registration".



2. Click on the child's name.



3. Click on "Withdraw".





4. Select the appropriate Parental Consent options, then click on **"Submit"**.

2023 P1 Registration Logout

### Parental Consent

Do you have consent from the other parent to withdraw your child's school admission?

Yes i

No

### Declaration for Parental Consent

(i) I declare that the Father and I are agreed on the schooling arrangement for our Child.

(ii) We have agreed and intend to withdraw our Child's admission as per my submission in this application.

(iii) Should the Father contest this decision in future, I undertake to resolve the issue with him directly.

(iv) I understand that should the Father contest this decision in future and I am unable to resolve the issue with him, MOE may in its sole discretion place my Child in any school MOE deems fit.

I declare, agree and undertake to the

ii

Cancel Submit iii

Help us improve 😊

5. Click on **"Withdraw"**.

2023 P1 Registration Logout

Yes

No

### Declaration for Parental Consent

(i) I declare that the Father and I are agreed on the schooling arrangement for our Child.

(ii) We have agreed and intend to withdraw our Child's admission as per my submission in this application.

### Withdraw admission

By proceeding, your child's admission to this school will be withdrawn. Register your child during your child's eligible phase.

Cancel Withdraw

Cancel Submit

MOE Placement Service

Help us improve 😊

6. The child's admission is successfully withdrawn.

A Singapore Government Agency [How to identify](#)

Website

### 2023 P1 Registration Logout

#### Admission Withdrawn

Jenny Tan has been withdrawn from ADMIRALTY PRIMARY SCHOOL. Please register your child by the end of the P1 registration exercise.

Back to Home

#### MOE Placement Service

Contact Us ↗

FAQ ↗

Report Vulnerability ↗

Privacy Statement

Terms of Use

© 2023, Government of Singapore

Help us improve 😊

**FAQ**

# FREQUENTLY ASKED QUESTIONS (FOR PARENTS)

## ACCESS

- **Can I use my computer/laptop to access the P1 Registration Portal and submit registrations?**  
Yes! The P1 Registration Portal is accessible through internet browsers on Windows PC, Mac, tablets and mobile devices. The recommended browsers are Google Chrome and Safari.
- **After logging in, I do not see details of my child(ren) or the details are incorrect.**  
Please submit this [registration form](#) during your child(ren)'s eligible phase instead of using the P1 Registration Portal.
- **Are the access rights limited to one parent only?**  
No, both parents can access their child(ren)'s information when they log in to the P1 Registration Portal. Parents without custody of the child(ren) will not be able to access the child(ren)'s information.

# FREQUENTLY ASKED QUESTIONS (FOR PARENTS)

## LOGIN/FEEDBACK

- **Why am I required to use Singpass to login?**  
Singpass is the national digital identity for Singapore Citizens and Permanent Residents to access Singapore Government e-services easily and securely. The P1 Registration Portal uses Singpass for MOE to identify you and your child(ren) who are eligible for the exercise.
- **How do I apply for Singpass?**  
Register for Singpass [here](#). Should you require further assistance, please contact Singpass Helpdesk at +65 6335 3533.
- **I forgot my Singpass password. How do I reset it?**  
If you have set up your Singpass 2FA, you can reset your Singpass password online [here](#).
- **How can I provide feedback on the P1 Registration Portal?**  
Feedback can be provided via the Portal through [Help us improve] widget in the bottom left.

# FREQUENTLY ASKED QUESTIONS (FOR PARENTS)

## REGISTRATION

- **I cannot see my Caregiver address in the registration form.**  
Please click [here](#) to see the conditions of using a caregiver address before submitting a registration for your child(ren) through the P1 Registration Portal.
- **Do both parents have to submit the registration for the child(ren)?**  
Only a single registration for the child(ren) is required. Once a registration is submitted, both parents will be able to view the submitted registration. Should there be a change, only the parent who has submitted the registration is able to remove the registration.
- **I have more than 1 child, can I submit 1 registration for the same school for all my children?**  
Yes, you can select multiple children to submit 1 registration for the same school.
- **I have more than 1 child, can I submit different registrations to different schools for my children?**  
Yes, you can select 1 child to submit a registration first, then submit a different registration for the 2<sup>nd</sup> child to a different school.

# FREQUENTLY ASKED QUESTIONS (FOR PARENTS)

## REGISTRATION

- **How do I edit a registration that has been submitted?**  
If there are changes to the registration, you may remove the existing registration and submit a new one. If the registration is submitted for multiple children, removing the existing registration affects all the children in that registration. A new submission is required for all affected children.
- **I am unable to remove the registration submitted for my child(ren). Why is this so?**  
Only the applicant who have submitted the registration is able to remove the registration. Please contact the applicant to proceed with removing the registration.
- **I am unable to withdraw the school admission for my child. Why is this so?**  
Only the applicant who has submitted the registration is able to withdraw the child from the admitted school. Please contact the applicant to withdraw your child from the admitted school.